

BASKETS

#1

Schelde North America LLC

4180 44th Street SE, Suite C
Grand Rapids, MI 49512-4057

2084

Date: Sep 9, 2014

www.scheldesports.com

Quote #: BH 2506RR

Phone: 800.823.0182

Fax: 616.554.1623

Quoted To:

Ship To:

Fairmont Senior High School
Accounts Payable
1 Loop Park Dr
Fairmont, WV 26554

David Retton
Fairmont HS
Fairmont, WV 26554
304-612-8130

Phone:

Customer ID	Good Thru	Payment Terms	Sales Rep
FairmontHS WV	10/9/14	Net 30 Days	Bob Howell

Quantity	Item	Description	Unit Price	Amount
2	SNABBSM8US	Complete SAM 8 Basketball Unit with Patented Dynamic SubFrame, Schelde Patented Dunkproof Backboard, Schelde Pro-Action 180 Rim, Unit Padding & Anchor Kit	10,835.00	21,670.00
4	SNABBCM6US	Complete Clubmaster 6 Basketball Unit with Patented Manual DSF, Schelde Patented Dunkproof Backboard, Schelde Rim, Backboard and Unit Padding	8,030.00	32,120.00
1	MISC-BB	Installation and Training	3,000.00	3,000.00
1	MISC-BB	Less Discount	2,000.00	-2,000.00

Subtotal	54,790.00
Sales Tax	
Freight	1,900.00
TOTAL	56,690.00

PLEASE NOTE: This quote does not include installation expense, unless noted above. Returns are subject to a restocking fee. All prices are in U.S. dollars.



BASKETS

DATE 08/01/13 QUOTE # QT-015469

2084

PAGE: 1

SINCE 1958

P.O.#:
TERMS: NET

065020

FAIRMONT SR. HIGH SCHOOL
C/O MARY JO HAUGHT
LOOP PARK
FAIRMONT WV 26554FAIRMONT SR. HIGH SCHOOL
DAVE RETTON
LOOP PARK
FAIRMONT WV 26554

304-367-2150 EXT 11 304-366-5988 FAX

SHIP VIA	FOB	NOTE
DROP SHIP	FREIGHT	

SEQ ITEM #	DESCRIPTION	UM	PRICE	EXT PRICE
001 NS9408	PORTABLE BASKETBALL SYST	EA	8702.50	17405.00
NOTES :	8' BOOM ADJUSTABLE TO 8' - 9' - 10' HEIGHTS 42" X 72" BACKBOARD SHATTERPROOF GLASS POR MOLD BACKBOARD PADDING POSITIVE LOCK BREAKAWAY GOAL, FULLY PADDED			
002 NS9305	PORTABLE BASKETBALL SYST	EA	7588.75	30355.00
NOTES :	5' BOOM ADJUSTABLE TO 8' - 9' - 10' HEIGHTS 42" X 72" SHATTERPROOF BACKBOARDS PRO MOLD BACKBOARD PADDING POSITIVE LOCK GOAL, FULL PADDED			

SUBTOTAL 47760.00

FREIGHT	MISC.	DISCOUNT	TAX	DEPOSIT	NET AMOUNT
1500.00	.00	.00	.00	.00	49260.00

*** THIS QUOTE IS GOOD UNTIL 09/01/13 ***

253 Second Street, Marietta OH 45750
(740) 373-6446 Fax (740) 373-5653

BASKETS #3

2084

POWERMAX

501 West 27th Ave. | Cambridge, IL 61220 USA | Phone: 618-297-8538 | Fax: 618-297-8440 | Email: sales@powermax.com

For: Fairmount SR HS
ID: 433502 **Ship To:** David - Portables
Date: 9/5/2013 Fairmount, WV
Expires: 11/4/2013 26554
Printed: 9/6/2013 **Ship Date:**

Line No	Item	Qty	Weight	Price
1	01735800M PORTABLE BACKSTOP 8FT W/MOTOR	2 EA	3,135# 6,270#	\$14,913.00 \$29,826.00
2	00735208 PORTABLE BACKSTOP W/ 00208000 GLASS BOARD	4 EA	1,605# 6,420#	\$7,177.50 \$28,710.00
3	00247100 EXPANSION TYPE FLOOR ANCHOR	16 EA	2# 24#	\$70.20 \$1,123.20
4	00737100 TIE-DOWN (EA)- 735 PORTABLE	4 EA	15# 60#	\$236.70 \$946.80

Total Weight Estimate: 12,774 lbs.

Total Price*: \$60,606.00

Freight: \$1,700.00

GRAND TOTAL*: \$62,306.00

* Does not include applicable taxes. Please check with your customer service representative if you are unsure whether tax will be applied.

huffman company

401 Fourth Ave.
P.O. Box 8277
South Charleston, WV 25303
Phone: 800.766.0367
304.746.0400
Fax: 304.746.5666
NC 70376
VA 2705 13554A
WV 001580

QUOTATION

Athletic Equipment

To: David Retton
Marion Co. Armory
Mary Lou Retton Drive
Fairmont, WV 26554

Date: October 1, 2014
Quote No.: Q-4363-14 **R1**
Project: All American Scoreboards & Clarin Chairs
Terms: Net 30 Days

We are pleased to quote to furnish and deliver - All American Basketball Scoreboards & Clarin Chairs; per your request. Options listed below:

(2) 8214 Scoreboard - Total Base Bid:	\$ 8,686.00
(2) Wireless Console – Total Base Bid:	\$ 1,250.00
(2) ST4PLFL – 10 ft. Table (see attached pic.):	\$ 4,974.00
(1) ST4PLFL-SCBD – 10 ft. Table (see attached pic.):	\$ 5,818.00
(3) Connector Kit –allows tables to be ganged together	\$ 1,470.00
Installation Services:	\$ 2,500.00
(48) Clarin Chairs – 3400 Model:	\$ 5,277.00
(1) Storage Truck – HT301:	\$ 720.00
Freight:	<u>\$ 1,980.00</u>
Sub-Total:	\$ 32,675.00
Fairmont B&O	<u>\$ 653.50</u>
Total Base Bid:	\$ 33,328.50

- We Include:
- (2) All American Scoreboards - # 8214
 - (2) All American 10 ft. wide (4 person) panel tables per attached spec. sheet
 - (1) All American 10 ft. wide (4 person) scoreboard score table
 - (2) All American Wireless Consoles
 - (3) Connector Kit that allows tables to be ganged together in the field at any time in future
 - (48) Clarin Seating Chairs with one color logo on chair seat (Block "F"), one color logo on seat back (front of back – POLAR) & one color logo on seat back (back of back – BEARS). Chairs to be 3400 Model; Frame – 301 Blue; Vinyl – CAO 14 Royal Blue grade one vinyl.
 - (1) Clarin Chair Storage Truck – HT301
 - Installation Services for hanging Scoreboards
 - Freight

We Exclude: Mechanical/Electrical connections/wiring

R.M. HUFFMAN CO.

Dan Huffman

Dan Huffman
Account Manager

The opportunity to submit this proposal is appreciated and we trust we may be privileged to receive your order
These prices are subject to acceptance within 30 days from the above date.

www.rmhuffman.com

NEVCO

QUOTATION

SCOREBOARD 2005

32

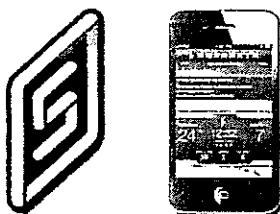
Account Name	Created Date
Quote Number	Expiration Date
Contact Name	Prepared By
Title	Title
Phone	Phone
Email Address	Fax
	Email Address

2.00	2770-NL	Basketball/Volleyball/Wrestling LED Scoreboard	8'x5'11"x8"	\$6,195.20
1.00	SD7-5-NL	6 Player/Points/Fouls Panels LED Display	3'x5'11"x8"	\$6,160.88
1.00	EOP1-B	End of Period LED Lights - 42" and 48" Backboard w/MPC Interface	0.7'x1.5'x4"	\$1,343.76
2.00	009-0265	Coax Cable 100 ft. with 2 BNC Connectors	100'	\$124.96
2.00	MPCW-7	Controller MPCW-7 (Wired or Wireless)	0.9'x0.8'x4"	\$1,749.44
3.00	MPCW-7 Indoor Rec	Receiver MPCW-7 (Wireless) for indoor scoreboards		\$1,217.04
2.00	MPC(W) Case	MPC/ MPCW Control Carrying Case	1.7'x1.1'x8"	\$103.84

Ttl Shipping Wt (lbs)	Subtotal
	Freight
	US Fuel Surcharge
	Total


Customers who purchased items in this quote also purchased the following:

Scorbitz



- Unlimited advertising revenue potential
- Real-time, streaming scores and updates on your smart phone and other internet devices
- Post or check upcoming game schedules
- Send notifications to phone to let fans know the game is about to start and after the game with the final score
- Enhance your relationships with fans and alumni

3-in-1 Scorers Table



- Upgradable from Non-Lit to Rear-Lit to LED (cartridge-based system)
- Expandable: add on 8' or 10' sections for longer, seamless table
- Proven, Unique Transport System for easy storage, moving and maneuverability
- Floor Saver Footings protect your floor and hold table in place
- Industrial Powder Coat Finish resists scratches

SCOREBOARD 2085
3

GRIFFIN SPORTS LLC

218 Front Street / PO BOX 147
New Richmond, Ohio 45157
Phone 513-349-3359 FAX 513-553-9779
Quoted by: Andrew Griffin

DATE: July 17, 2014
Quote #
FOR: SCOREBOARDS

Quoted To:

Fairmont SR High School / WV ARMORY
Fairmont WV

DESCRIPTION	AMOUNT
We are pleased to quote the following	
SCOREBOARDS BY FAIR-PLAY	
Two (2) BB-1660-4 Scoreboards with Game time / Team Fouls and Time Outs Left Wireless Control	\$9,600.00
Freight	\$875.00
Installation	\$1,500.00
TOTAL \$	11,975.00

ADD FOR STATE SALES TAX IF EXEMPT YOU MUST SEND TAX EXEMPT CERTIFICATE

ACCEPTED BY: _____ DATE: _____

United Sound & Electronics, LLC

Estimate

525 East Main Street
 Bridgeport, WV 26330
 Phone # 304-842-6030
 Fax # 304-842-7160

DATE	ESTIMATE NO.
1/22/2014	01-5842

www.unitedsound.net

NAME / ADDRESS
Fairmont Senior High School Loop Park/Oakwood Road Fairmont, WV 26554

TERMS	REP	PROJECT	ATTENTION:
Net 10	Rob		

QTY	PART #	DESCRIPTION	EACH	TOTAL
1	misc	conduit, bolts, tapcons, boxes, fittings, and other needed materials for a clean professional installation.	250.00	250.00
1	SCFAIRMONT	Service Call To Fairmont, 35 miles, 1 hour round trip	80.00	80.00
8	Labor-2	Technician & Helper on Jobsite, Date:	92.00	736.00
		Subtotal		5,890.50
	Trade-In	Trade of Customer Mdse: for existing EV 1502 wall speakers and Bogen Goldseal Amplifier	-300.00	-300.00

Thank You for allowing us to serve you! God Bless America	TOTAL	\$5,590.50
--	--------------	------------

All material is guaranteed to be as specified. All work to be completed in a workmanlike manner according to standard practices. Any alteration or deviation from this estimate may become an extra charge. All agreements contingent upon strikes, accidents, or delays beyond our control.
 *Warranty: All equipment and installation is warranted for a period of one year from date of purchase. Additional warranties from manufacturers also apply.
 *This estimate is valid for 60 days.
 *WV009698 Our Technicians are WV Licensed and Insured
 *Unless noted this cost does not include sales tax, permit, or fees if applicable

United Sound & Electronics, LLC

525 East Main Street
Bridgeport, WV 26330

Estimate

DATE	ESTIMATE NO.
1/13/2014	01-5816

Phone #	Fax #
304-842-6030	304-842-7160

NAME / ADDRESS
Fairmont Senior High School Loop Park/Oakwood Road Fairmont, WV 26554

TERMS	REP	PROJECT	ATTN:
Net 10	Rob		

QTY	PART #	DESCRIPTION
		Quote to upgrade sound system at Marion County Armory Most Basic upgrade, new microphone, wireless microphone. Installation and test
1	SM58S	Microphone, handheld vocal, cardioid dynamic, on/off switch
1	S2BN-10	10' High Definition Cable. 10 Yr. Warranty
1	R300E	Wireless microphone system, Headset MAP pricing
1	S2BN-3'	Conquest 3' microphone cable...High Definition 10 yr. warranty
1	SCFAIRMONT	Service Call To Fairmont, 35 miles, 1 hour round trip (1 man only)
4	Labor-1	Labor One Technician on site, Date:

Thank You for allowing us to serve you! God Bless America	<h3>TOTAL</h3>	\$787.20
--	----------------	----------

All material is guaranteed to be as specified. All work to be completed in a workmanlike manner according to standard practices. Any alteration or deviation from this estimate may become an extra charge. All agreements contingent upon strikes, accidents, or delays beyond our control.

*Warranty: All equipment is warranted for a period of one year from date of purchase. Additional warranties from manufacturers may apply.

*This estimate is valid for 60 days.

*WV009698 Our Technicians are WV Licensed and Insured

Estimate

United Sound & Electronics, LLC

525 East Main Street
 Bridgeport, WV 26330
 Phone # 304-842-6030
 Fax # 304-842-7160

DATE	ESTIMATE NO.
1/22/2014	01-5842

www.unitedsound.net

NAME / ADDRESS
Fairmont Senior High School Loop Park/Oakwood Road Fairmont, WV 26554

TERMS	REP	PROJECT	ATTENTION:
Net 10	Rob		

QTY	PART #	DESCRIPTION	EACH	TOTAL
		Quote to upgrade sound system at Marion County Armory Total system upgrade, includes floor coverage speakers, upgraded transformers for music, microphones, CD player with iPod hookup, Installation and test		
2	SX300E	300 watt EV Speaker. Black Polypropylene. Pole Mount. Neutrik Speakon connectors.(MAP) (white or black)	799.00	1,598.00
2	MB200	Bracket SX100/SX300 White or Black	91.08	182.16
300	225	Wire #16-2 Jacketed	0.38	114.00
300	291	2 conductor shielded with ground install wire	0.19	57.00
5	Merchandise	Altec Lansing model 15576A 300 watt transformer for speaker lines.	50.00	250.00
1	R300-HD	Handheld wireless system PL22 in case, 32 channel wireless system. (MAP) pricing no further discounts	319.95	319.95
1	S2BN-3'	Conquest 3' microphone cable...High Definition 10 yr. warranty	18.15	18.15
1	SM58S	Microphone, handheld vocal, cardioid dynamic, on/off switch	138.60	138.60
1	S2BN-25	S2BN 25' microphone cable Neutrik Connectors	28.55	28.55
1	CDi2000	Crown Stereo Power Amp 800w @ 8ohm & 70V	1,149.64	1,149.64
1	YAM	Yamaha CD-S300 CD player with direct iPod hookup and player	309.00	309.00
1	CRN	Crown Audio rack mount mixer; 28M 4 or 8 inputs, 1 or 2 output channels, Ideal for commercial and industrial use, Balanced Phoenix-type mic/line inputs; RCA inputs, Balanced Phoenix-type line outputs, Any input can be sent to any output	459.00	459.00
1	UD-3	Rack Drawer 3 space for microphone and cable storage	132.79	132.79
2	SF2	Security Cover 2 Space	33.83	67.66

Thank You for allowing us to serve you! God Bless America	TOTAL
--	--------------

All material is guaranteed to be as specified. All work to be completed in a workmanlike manner according to standard practices. Any alteration or deviation from this estimate may become an extra charge. All agreements contingent upon strikes, accidents, or delays beyond our control.

*Warranty: All equipment and installation is warranted for a period of one year from date of purchase. Additional warranties from manufacturers also apply.

*This estimate is valid for 60 days.

*WV009698 Our Technicians are WV Licensed and Insured

*Unless noted this cost does not include sales tax, permit, or fees if applicable

To: Gary Price
From: Kim Wade
Subject: Local Share Pay Stipend
Date: October 01, 2014

If the Board approves the local share pay stipend as they have done for the last several years at the October 06, 2014 meeting, we should be able to distribute the checks on the November 14, 2014 regular pay date. Unlike prior years, we will try to use direct deposit for this stipend. The State Board of Education distributes the local share allowance for last year and based on that information, every employee should receive a gross amount of \$800.00. Of course the net amount for each person will differ based on tax deductions, etc.

Please place the stipend request on the October 06, 2014 Board agenda so that, if approved, we can proceed with the payment process.



Office of the Principal

EAST PARK ELEMENTARY SCHOOL

1025 FAIRFAX STREET
FAIRMONT, WV 26554
(304) 367-2134
FAX (304) 367-2187

Gary Price, Superintendent

Date: 9/30/14

Dear Gary,

East Park Elementary is asking the Marion county BOE to assist in upgrading our PA system. The total cost from United Sound Systems (the company who put the system in and the only one who can do an upgrade) is \$12,812.34. (invoice attached).

We are requesting the amount of \$6,812.34 from the BOE.

Thank you for your consideration.

Mark Hoffman, Principal



Estimate

United Sound & Electronics, LLC

525 East Main Street
Bridgeport, WV 26330

DATE	ESTIMATE NO.
6/17/2014	01-6031

Phone #	Fax #
304-842-6030	304-842-7160

NAME / ADDRESS
Marion County Brd. of Education Attn: Brad Straight 200 Gaston Avenue Fairmont, WV 26554

TERMS	REP	PROJECT	ATTN:
Net 30 Days	Rob	East Park Elementary	

QTY	PART #	DESCRIPTION
		Replace existing switchbank style school intercom with Bogen MultiCom, allows access to all call and individual room call from Staff telephone or Adm Phone. Also has built in bell tones, manual tones, etc. Due to limited space in the office rack mount unit. Call switches will need to be changed due to incompatibility with the MultiCom
1	MC2K-48	48 station Bogen MultiCom Rack mount (Max height 25.5") FIT UNDER COUNTER IN OFFICE
2	MCWESS	Staff telephone to be located in 2 offices upstairs
1	Merchandise	Enhanced Staff Telephone, desk or wall mount style
1	Merchandise	Misc. hardware, connectors, etc to connect system
1	MCDS4	UPS supply for unit, assures voltage spikes, brown outs do not interfere with operation
42	CA-15C	Admin. Display Phone
2	SCFAIRMONT	Call-in switch, multicom
24	Labor-2	Service Call To Fairmont, 35 miles, 1 hour round trip (1 man only)
		Technician & Helper on Jobsite for system installation
		Classroom phones can be added at additional cost.

Thank You for allowing us to serve you! God Bless America	TOTAL	\$12,812.24
--	--------------	-------------

All material is guaranteed to be as specified. All work to be completed in a workmanlike manner according to standard practices. Any alteration or deviation from this estimate may become an extra charge. All agreements contingent upon strikes, accidents, or delays beyond our control.

*Warranty: All equipment is warranted for a period of one year from date of purchase.

Additional warranties from manufacturers may apply.

*This estimate is valid for 60 days.

*WV009698 Our Technicians are WV Licensed and Insured



2089

LINCOLN

Wilson Ford-Lincoln

2231 White Hall Boulevard
White Hall, WV 26554
(304) 363-0500
www.wilsonfordlm.com

MODEL NAME & NUMBER

2015 F250 CREWCAB XLT 4X4

Enter Base Price:

Price Each Gasoline \$ 28,797.02
Price Each Diesel \$
Price Each Flex Fuel \$
Price Each FFV / E-85 \$

BASE PRICE \$ 28,797.02

OPTIONS

List each option and cost

1 LT 275 18" AT \$ 214
2 TIRES \$
3 \$
4 3.73 LS \$ 333.00
5 \$
6 XLT PREM PKG \$ 2460
7 \$
8 OFF Rd 4X4 PKG \$ 252.00
9 \$
10 Trailer Tow MIRR \$ 141.00
11 REARVIEW CAMERA \$ 460.00
12 Tailgate STRP \$ 320.00
13 \$
14 \$
15 \$

TOTAL OPTIONS \$ 4,180.00

DEDUCTS

List each deduct below:

1 \$-
2 \$-
3 \$-
4 \$-
5 \$-


TOTAL DEDUCTS \$ - 0 -

A \$ 32,977.02
(Price per vehicle)
(Base + Options - Deducts)

B QUANTITY ORDERED

C GRAND TOTAL \$

A x B = C



MARION COUNTY SCHOOLS
TRANSPORTATION DEPT.

614 Virginia Avenue
Fairmont, WV 26554
(304) 367-2161 Phone
(304) 367-2191 Fax
Ron Schmuck, Supervisor

2089

September 18th 2014

The Marion County Board of Education is requesting bids
On the following.

2015 Ford F250 Crewcab 4x4 XLT 156" wheelbase
With the following equipment.

6.2 V8 Auto. Trans White exterior gray interior

OWL All Terrain 18" Tires

3.73 E Lock Rear Axle

Chrome Package

XLT Prem. Package

FX4 Off Road Package

Powerscope Trailer Tow Mirrors

Rearview Camera

Tailgate Step

Marion County Board of Education reserves the right to
Reject any or all bids.

Bids are to be sent to MCBOE Transportation Department

614 Virginia Ave. Fairmont WV 26554 on or before September
26th 2014. If you have any questions call Ron Schmuck
304-367-2161 ext. 5

Marion County Board of Education

(please submit one field trip form per bus needed)

3017

3017 ~~3107~~

Please follow the instructions in the Administrative Manual Section 2.115. All field trips requiring Board approval must be submitted at least two weeks prior to the regular Board meeting. All other requests must be in at least one week prior to the trip. All completed copies are to be submitted to the principal who will sign and forward to the county office for approval.

North Marion High 9/2/14 Oliveto yes
School Date Submitted Sponsor Sub Needed

Theatre I-IV 10/2/14 Placida B. Sherman yes
Group Date of Trip Chaperone(s) Sub Needed

42 Staunton, VA
Total Number to be Transported Destination

Purpose of activity to see a play at the Blackfriars Playhouse in Staunton, VA.

Number of School Days Lost 1 Approximate Cost 90\$ per student Source of Funding fundraisers/ student fee

Transportation Information

Time bus to be loaded 4 am/pm Approximate time to return 12 am/pm

Type of Transportation Private Auto X Commercial Carrier List carrier Coach USA
Marion County School Bus # Driver

Is School to pay driver? Yes No

Approved (granted/denied) Principal R. Williams Date 9-9-14
Approved (granted/denied) Central Office Date
Approved (granted/denied) Transportation Date

Driver's Trip Report

Bus # Bus Capacity Total Number Transported

Destination Date of Trip Day of Week

Times: Pre-trip am/pm
Bus Available to load students am/pm
Depart on trip am/pm
Bus return from trip am/pm
Completion of bus cleanup am/pm

Office use only

Sponsor/Chaperon (signature verifies loading, departure and return times) Driver's Signature

Name of substitute covering run Mileage Fuel

Marion County Board of Education
 (please submit one field trip form per bus needed)

3018

Please follow the instructions in the Administrative Manual Section 2.115. All field trips requiring Board approval must be submitted at least two weeks prior to the regular Board meeting. All other requests must be in at least one week prior to the trip. All completed copies are to be submitted to the principal who will sign and forward to the county office for approval.

Marrington, ~~from~~ Fairview
 WFMS EFMS

Karen Beckman

School	Date Submitted	Sponsor	Sub Needed
Gifted 5.6	10-24-14	Vickie Holboes	
Group	Date of Trip	Chaperone(s)	Sub Needed

Total Number to be Transported	Destination
80	Harper's Ferry

Purpose of activity Students will tour historic Harper's Ferry to learn about the various events that took place there.

Number of School Days Lost 1 Approximate Cost \$50 Source of Funding Student payment

Transportation Information

Time bus to be loaded 5:30 am/pm Approximate time to return 8:30 am/pm

Type of Transportation Private Auto
 Commercial Carrier List carrier Central Cab
 Marion County School Bus # _____ Driver _____

Is School to pay driver? Yes No (Pleasant Valley)

Approved (granted/denied)	Principal <u>[Signature]</u>	Date <u>9/11/14</u>
Approved (granted/denied)	Central Office _____	Date _____
Approved (granted/denied)	Transportation _____	Date _____

Driver's Trip Report

Bus # _____ Bus Capacity _____ Total Number Transported _____

Destination _____ Date of Trip _____ Day of Week _____

Times: Pre-trip _____ am/pm
 Bus Available to load students _____ am/pm
 Depart on trip _____ am/pm
 Bus return from trip _____ am/pm
 Completion of bus cleanup _____ am/pm

Office use only

Sponsor/Chaperon (signature verifies loading, departure and return times) _____ Driver's Signature _____

Name of substitute covering run	Mileage	Fuel
---------------------------------	---------	------

Marion County Board of Education
(please submit one field trip form per bus needed)

3019

Please follow the instructions in the Administrative Manual Section 2.115. All field trips requiring Board approval must be submitted at least two weeks prior to the regular Board meeting. All other requests must be in at least one week prior to the trip. All completed copies are to be submitted to the principal who will sign and forward to the county office for approval.

SUNRISE CHAPEL School Sept 18 2014 Date Submitted LORI Saltis. 304-669-2486 Sponsor Sub Needed

Youth Group, DEC 7th 2014 Date of Trip Chaperone(s) Sub Needed

40 Total Number to be Transported CONSOL ENERGY CENTER in Pittsburg P.A. Destination

Purpose of activity ATTENDING CONCERT

Number of School Days Lost Approximate Cost Source of Funding

Transportation Information

Time bus to be loaded am/pm Approximate time to return am/pm

Type of Transportation Private Auto Commercial Carrier List carrier Marion County School Bus # Driver

Is School to pay driver? Yes No

Approved (granted/denied) Principal Date Approved (granted/denied) Central Office Date Approved (granted/denied) Transportation Date

Driver's Trip Report

Bus # Bus Capacity Total Number Transported

Destination Date of Trip Day of Week

Times: Pre-trip am/pm Bus Available to load students am/pm Depart on trip am/pm Bus return from trip am/pm Completion of bus cleanup am/pm

Office use only

Sponsor/Chaperon (signature verifies loading, departure and return times) Driver's Signature

Name of substitute covering run Mileage Fuel ds/2011

Marion County Vendor Report - 09/10/14-09/30/14
Report for funds '11', '51', '61', '71'

QUERY NAME MARIONINV
LIBRARY NAME MARQUERY

FILE	LIBRARY	MEMBER	FORMAT
PPUR301	FMSFILES47	WV04700	VENDOR
PACP441H	FMSFILES47	WV04715	APHEAD
PCDS801	FMSFILES47	WV04700	CHECKS

DATE 09/30/14
TIME 10:18:46

MARION COUNTY VENDORS PAID

DEFAULT
ACCOUNT
NUMBER

VENDOR
NAME

AMOUNT
OF
CHECK

CHECK
DATE

CHECK
NUMBER

11.00000.11111.611.001.0000.0000.00	ABC-CLIO, LLC	913.97	9/25/14	191,911
11.00000.11111.611.001.0000.0000.00	ACT	147.50	9/25/14	191,912
61.88510.13121.636.001.0000.0000.00	ADAMS OFFICE SUPPLY	24.16	9/12/14	191,709
61.88510.13121.636.001.0000.0000.00	ADAMS OFFICE SUPPLY	31.98	9/12/14	191,709
61.88510.13121.636.001.0000.0000.00	ADAMS OFFICE SUPPLY	199.00	9/12/14	191,709
11.00000.12791.669.003.0000.0000.00	ADAMS OFFICE SUPPLY	44.92	9/25/14	191,913
11.00000.12791.669.003.0000.0000.00	ADAMS OFFICE SUPPLY	84.65	9/25/14	191,913
11.00000.12791.669.003.0000.0000.00	ADAMS OFFICE SUPPLY	91.98	9/25/14	191,913
11.00000.12791.669.003.0000.0000.00	ADAMS OFFICE SUPPLY	488.13	9/25/14	191,913
61.43410.22150.611.102.0000.0000.00	ADAMS OFFICE SUPPLY	498.40	9/25/14	191,913
61.43410.22150.611.402.0000.0000.00	ADAMS OFFICE SUPPLY	269.00	9/25/14	191,913
11.00000.00476.004.000.0000.0000.00	AIG - AMERICAN GENERAL	85.00	9/17/14	191,802
11.00000.00476.004.000.0000.0000.00	AIG VALIC	636.50	9/17/14	191,810
11.00000.21211.212.001.0000.0000.00	AMERICAN BENEFIT CORPORATION	2,043.10	9/15/14	191,720
11.00000.00479.004.000.0000.0000.00	AMERICAN FIDELITY ASSURANCE CO	149.90	9/17/14	191,816
11.00000.00479.004.000.0000.0000.00	AMERICAN GENERAL LIFE INS. CO.	168.45	9/17/14	191,799
61.00000.00479.004.000.0000.0000.00	AMERICAN GENERAL LIFE INS. CO.	26.01	9/17/14	191,799
11.00000.00421.004.000.0000.0000.00	AMERIPRISE FINANCIAL SERVICES	180.00	9/17/14	191,805
61.00000.00421.004.000.0000.0000.00	AMERIPRISE FINANCIAL SERVICES	30.00	9/17/14	191,805
11.00000.12791.667.003.0000.0000.00	AMTOWER AUTO SUPPLY, INC.	544.00	9/25/14	191,914
61.05420.31391.611.701.0000.0000.00	AMTOWER AUTO SUPPLY, INC.	2,295.00	9/25/14	191,914
61.43410.21210.611.001.0000.0000.00	APPLE, INC.	95.00	9/25/14	191,915
61.43410.21210.656.001.0000.0000.00	APPLE, INC.	114.00	9/25/14	191,915
61.43410.21210.656.001.0000.0000.00	APPLE, INC.	156.00-	9/25/14	191,915
61.43410.21210.656.001.0000.0000.00	APPLE, INC.	194.00	9/25/14	191,915
61.43410.21210.656.001.0000.0000.00	APPLE, INC.	996.00	9/25/14	191,915
61.43410.22150.656.102.0000.0000.00	APPLE, INC.	498.00	9/25/14	191,915
61.43410.22150.656.205.0000.0000.00	APPLE, INC.	498.00	9/25/14	191,915
61.88510.13121.636.001.0000.0000.00	AQUA FILTER FRESH INC	10.25	9/18/14	191,835
61.88510.13121.636.001.0000.0000.00	AUTOMOTIVE WORKWEAR, INC.	78.98	9/12/14	191,710
11.00000.12611.532.001.0000.0000.00	AVAYA FINANCIAL SERVICES	320.11	9/11/14	191,705
11.00000.00476.004.000.0000.0000.00	AXA EQUITABLE	339.00	9/17/14	191,801
61.41410.12213.611.001.0000.0000.00	AXA EQUITABLE	50.00	9/17/14	191,801
61.08540.11111.611.504.0000.0000.00	BARNES & NOBLE BOOKSELLERS	407.70	9/25/14	191,916
61.08540.11111.611.101.0000.0000.00	BARNES LEARNING CENTER	3,800.00	9/24/14	191,870
61.88510.13121.634.501.0000.0000.00	BARRACKVILLE ELEMENTARY/ BEVERLY WINEMILLER	6,000.00	9/24/14	191,871
61.88510.13121.634.501.0000.0000.00	BEVERLY WINEMILLER	23.82	9/12/14	191,711
61.88510.13121.634.501.0000.0000.00	BEVERLY WINEMILLER	30.18	9/12/14	191,711
11.00000.12220.651.212.0000.0000.00	BLACKSHERE ELEMENTARY SCHOOL	5,800.00	9/24/14	191,872
11.00000.12318.341.001.0000.0000.00	BLICK ART MATERIALS	1,866.98	9/23/14	191,917
61.88510.13121.634.001.0000.0000.00	BOWLES RICE LLP	883.84	9/18/14	191,828
11.00000.11111.611.001.0000.0000.00	BRIGHT BEGINNINGS DAYCARE & BRITE LITE PROMOTIONS LLC	133.50	9/25/14	191,918
61.88510.13121.634.001.0000.0000.00	BUMBLE BEAR CORNER CHILD	420.52	9/18/14	191,829
61.43410.21210.651.001.0000.0000.00	CAMBIUM LEARNING GROUP	2,395.00	9/15/14	191,730
61.02410.21210.653.001.0000.0000.00	CAMBIUM LEARNING GROUP	805.00	9/25/14	191,927
61.43410.21210.653.304.0000.0000.00	CAMBIUM LEARNING GROUP	805.00	9/25/14	191,927
11.00000.00475.004.000.0000.0000.00	CASEY HILL	171.00	9/15/14	191,721
61.88510.13121.636.001.0000.0000.00	CDW GOVERNMENT, INC.	126.84	9/12/14	191,712
61.88510.13121.636.001.0000.0000.00	CDW GOVERNMENT, INC.	4,093.23	9/12/14	191,712
11.00000.11111.651.001.0000.0000.00	CDW GOVERNMENT, INC.	3,370.00	9/25/14	191,920
11.00000.11111.651.402.0000.0000.00	CDW GOVERNMENT, INC.	124.50	9/25/14	191,920
11.00000.11111.651.402.0000.0000.00	CDW GOVERNMENT, INC.	3,370.00	9/25/14	191,920
11.00000.11111.651.402.0000.0000.00	CDW GOVERNMENT, INC.	4,740.00	9/25/14	191,920

DEFAULT
ACCOUNT
NUMBER

VENDOR
NAME

AMOUNT
OF
CHECK

CHECK
DATE

CHECK
NUMBER

11.00000.11111.651.501.0000.0000.00	CDW GOVERNMENT, INC.	3,370.00	9/25/14	191,920
11.00000.11111.651.503.0000.0000.00	CDW GOVERNMENT, INC.	3,370.00	9/25/14	191,920
11.00000.12220.651.101.0000.0000.00	CEREBELLUM CORPORATION	906.67	9/25/14	191,928
11.00000.00479.004.000.0000.0000.00	CHILD SUPPORT ENFORCEMENT DIV	1,981.62	9/17/14	191,800
11.00000.12621.612.002.0000.0000.00	CINTAS CORPORATION	11.92	9/15/14	191,736
11.00000.12621.612.002.0000.0000.00	CINTAS CORPORATION	57.80	9/15/14	191,736
11.00000.12621.612.002.0000.0000.00	CINTAS CORPORATION	76.16	9/15/14	191,736
11.00000.12621.612.002.0000.0000.00	CINTAS CORPORATION	112.86	9/15/14	191,736
11.00000.12621.612.002.0000.0000.00	CINTAS CORPORATION	112.86	9/15/14	191,736
11.00000.12621.612.002.0000.0000.00	CINTAS CORPORATION	203.75	9/15/14	191,736
11.00000.12621.612.002.0000.0000.00	CINTAS CORPORATION	219.10	9/15/14	191,736
11.00000.12621.612.002.0000.0000.00	CINTAS CORPORATION	333.11	9/15/14	191,736
61.88510.13121.636.001.0000.0000.00	CITY NATIONAL BANK	1,533.24	9/22/14	191,839
11.00000.12611.411.001.0000.0000.00	CITY OF FAIRMONT	175.65	9/11/14	191,700
11.00000.12611.411.001.0000.0000.00	CITY OF FAIRMONT	200.71	9/11/14	191,700
11.00000.12611.411.002.0000.0000.00	CITY OF FAIRMONT	115.51	9/11/14	191,700
11.00000.12611.411.011.0000.0000.00	CITY OF FAIRMONT	45.33	9/11/14	191,700
11.00000.12611.411.011.0000.0000.00	CITY OF FAIRMONT	179.36	9/11/14	191,700
11.00000.12611.411.101.0000.0000.00	CITY OF FAIRMONT	33.27	9/11/14	191,700
11.00000.12611.411.101.0000.0000.00	CITY OF FAIRMONT	55.45	9/11/14	191,700
11.00000.12611.411.205.0000.0000.00	CITY OF FAIRMONT	177.43	9/11/14	191,700
11.00000.12611.411.205.1116.0000.00	CITY OF FAIRMONT	22.18	9/11/14	191,700
11.00000.12611.411.206.0000.0000.00	CITY OF FAIRMONT	79.27	9/11/14	191,700
11.00000.12611.411.206.0000.0000.00	CITY OF FAIRMONT	79.27	9/11/14	191,700
11.00000.12611.411.206.0000.0000.00	CITY OF FAIRMONT	79.27	9/11/14	191,700
11.00000.12611.411.206.0000.0000.00	CITY OF FAIRMONT	79.27	9/11/14	191,700
11.00000.12611.411.206.0000.0000.00	CITY OF FAIRMONT	79.62	9/11/14	191,700
11.00000.12611.411.206.0000.0000.00	CITY OF FAIRMONT	99.05	9/11/14	191,700
11.00000.12611.411.209.0000.0000.00	CITY OF FAIRMONT	387.20	9/11/14	191,700
11.00000.12611.411.212.0000.0000.00	CITY OF FAIRMONT	66.26	9/11/14	191,700
11.00000.12611.411.214.0000.0000.00	CITY OF FAIRMONT	508.50	9/11/14	191,700
11.00000.12611.411.215.0000.0000.00	CITY OF FAIRMONT	114.93	9/11/14	191,700
11.00000.12611.411.301.0000.0000.00	CITY OF FAIRMONT	313.10	9/11/14	191,700
11.00000.12611.411.306.0000.0000.00	CITY OF FAIRMONT	539.90	9/11/14	191,700
11.00000.12611.411.401.0000.0000.00	CITY OF FAIRMONT	33.50	9/11/14	191,700
11.00000.12611.411.402.0000.0000.00	CITY OF FAIRMONT	92.79	9/11/14	191,700
11.00000.12611.411.402.0000.0000.00	CITY OF FAIRMONT	558.85	9/11/14	191,700
11.00000.12611.411.501.0000.0000.00	CITY OF FAIRMONT	441.13	9/11/14	191,700
11.00000.12611.411.501.0000.0000.00	CITY OF FAIRMONT	565.55	9/11/14	191,700
11.00000.12611.411.502.0000.0000.00	CITY OF FAIRMONT	79.27	9/11/14	191,700
11.00000.12611.411.502.0000.0000.00	CITY OF FAIRMONT	208.86	9/11/14	191,700
11.00000.12611.411.502.0000.0000.00	CITY OF FAIRMONT	369.36	9/11/14	191,700
11.00000.12611.411.502.1124.0000.00	CITY OF FAIRMONT	152.57	9/11/14	191,700
11.00000.12611.411.502.1125.0000.00	CITY OF FAIRMONT	198.47	9/11/14	191,700
11.00000.12611.411.502.1127.0000.00	CITY OF FAIRMONT	9.30	9/11/14	191,700
11.00000.12611.411.502.1128.0000.00	CITY OF FAIRMONT	200.71	9/11/14	191,700
11.00000.12611.411.502.1137.0000.00	CITY OF FAIRMONT	203.69	9/11/14	191,700
11.00000.12611.411.504.0000.0000.00	CITY OF FAIRMONT	79.27	9/11/14	191,700
11.00000.12611.411.504.0000.0000.00	CITY OF FAIRMONT	96.02	9/11/14	191,700
11.00000.12611.411.504.0000.0000.00	CITY OF FAIRMONT	138.36	9/11/14	191,700
11.00000.12611.812.011.0000.0000.00	CITY OF FAIRMONT	78.89	9/11/14	191,700
11.00000.12611.812.002.0000.0000.00	CITY OF FAIRMONT	57.05	9/11/14	191,700
11.00000.12611.812.011.0000.0000.00	CITY OF FAIRMONT	191.48	9/11/14	191,700
11.00000.12611.812.011.0000.0000.00	CITY OF FAIRMONT	241.96	9/11/14	191,700
11.00000.12611.812.205.0000.0000.00	CITY OF FAIRMONT	79.30	9/11/14	191,700

DEFAULT
ACCOUNT
NUMBER

VENDOR
NAME

AMOUNT
OF
CHECK

CHECK
DATE

CHECK
NUMBER

4 0 4 7

DEFAULT ACCOUNT NUMBER	VENDOR NAME	AMOUNT OF CHECK	CHECK DATE	CHECK NUMBER
11.00000	CITY OF FAIRMONT	55.66	9/11/14	191,700
11.00000	CITY OF FAIRMONT	55.66	9/11/14	191,700
11.00000	CITY OF FAIRMONT	131.45	9/11/14	191,700
11.00000	CITY OF FAIRMONT	99.14	9/11/14	191,700
11.00000	CITY OF FAIRMONT	17.05	9/11/14	191,700
11.00000	CITY OF FAIRMONT	124.04	9/11/14	191,700
11.00000	CITY OF FAIRMONT	33.50	9/11/14	191,700
11.00000	CITY OF FAIRMONT	445.91	9/11/14	191,700
11.00000	CITY OF FAIRMONT	474.63	9/11/14	191,700
11.00000	CITY OF FAIRMONT	331.05	9/11/14	191,700
11.00000	CITY OF FAIRMONT	68.20	9/11/14	191,700
11.00000	CITY OF FAIRMONT	99.14	9/11/14	191,700
11.00000	CITY OF FAIRMONT	142.84	9/11/14	191,700
11.00000	CITY OF FAIRMONT	549.07	9/11/14	191,700
11.00000	CITY OF FAIRMONT	57.73	9/11/14	191,700
11.00000	CITY OF FAIRMONT	79.30	9/11/14	191,700
11.00000	CITY OF FAIRMONT	78.89	9/11/14	191,700
11.00000	CITY OF FAIRMONT	79.30	9/11/14	191,700
11.00000	CITY OF FAIRMONT	99.49	9/11/14	191,700
11.00000	CITY OF FAIRMONT	92.19	9/11/14	191,700
11.00000	CITY OF FAIRMONT	45.33	9/11/14	191,700
11.00000	CITY OF FAIRMONT	62.08	9/11/14	191,700
11.00000	CITY OF FAIRMONT	86.92	9/11/14	191,700
11.00000	CITY OF FAIRMONT	12.27	9/11/14	191,700
11.00000	CITY OF FAIRMONT	12.27	9/11/14	191,700
11.00000	CITY OF FAIRMONT	133.59	9/11/14	191,700
11.00000	CITY OF FAIRMONT	3.58	9/17/14	191,819
11.00000	CITY OF FAIRMONT	972.66	9/17/14	191,819
11.00000	CITY OF FAIRMONT	133.70	9/17/14	191,819
11.00000	CITY OF MANNINGTON	51.68	9/10/14	191,688
11.00000	CITY OF MANNINGTON	117.28	9/10/14	191,688
11.00000	CITY OF MANNINGTON	201.20	9/10/14	191,688
11.00000	CITY OF MANNINGTON	107.00	9/10/14	191,688
11.00000	CITY OF MANNINGTON	303.56	9/25/14	191,919
11.00000	CLASSROOM DIRECT	190.00	9/24/14	191,894
11.00000	CLIMATE CONTROL STORAGE	2,000.00	9/25/14	191,921
11.00000	COMPU-PRESS	300.00	9/23/14	191,849
11.00000	COPPER HOUSE GRILL	150.00	9/25/14	191,933
11.00000	CRISIS PREVENTION INSTITUTE	150.00	9/25/14	191,933
11.00000	CRISIS PREVENTION INSTITUTE	150.00	9/25/14	191,933
11.00000	CRISIS PREVENTION INSTITUTE	33,413.31	9/23/14	191,848
11.00000	CRISIS PREVENTION INSTITUTE	70,640.34	9/23/14	191,848
11.00000	CTB/MCGRAW-HILL LLC	192.52	9/17/14	191,773
11.00000	CURTIS W. BOYLEN	592.80	9/15/14	191,747
11.00000	CUSTOMINK,LLC	600.40	9/15/14	191,747
11.00000	CYNTHIA KIGER	35.00	9/17/14	191,772
11.00000	CYNTHIA KIGER	131.78	9/17/14	191,772
11.00000	CYNTHIA KIGER	201.73	9/17/14	191,772
11.00000	CYNTHIA KIGER	163.52	9/17/14	191,774
11.00000	DENISE SHIPLEY	36.96	9/17/14	191,774
11.00000	DENISE SHIPLEY	170.60	9/17/14	191,774
11.00000	DIANE FURMAN	341.50	9/17/14	191,775
11.00000	DIVISION OF NATURAL RESOURCES	18.00	9/25/14	191,922
11.00000	DIVISION OF NATURAL RESOURCES	18.00	9/25/14	191,922

DEFAULT ACCOUNT NUMBER	VENDOR NAME	AMOUNT OF CHECK	CHECK DATE	CHECK NUMBER
61.43410.21210.582.001.0000.0000.00	EMBASSY SUITES CHARLESTON	151.00	9/23/14	191,850
61.43410.21210.582.001.0000.0000.00	EMBASSY SUITES CHARLESTON	592.00	9/23/14	191,850
11.00000.00479.004.000.0000.0000.00	EQUABLE ASCENT FINANCIAL	296.55	9/17/14	191,825
11.00000.12611.621.212.0000.0000.00	EQUITABLE GAS	177.46	9/11/14	191,702
11.00000.12611.621.214.0000.0000.00	EQUITABLE GAS	177.46	9/11/14	191,702
11.00000.12611.621.215.0000.0000.00	EQUITABLE GAS	177.46	9/11/14	191,702
11.00000.12611.621.501.0000.0000.00	EQUITABLE GAS	177.44	9/11/14	191,702
61.43410.21210.582.102.0000.0000.00	ERIKA WRIGHT	429.68	9/17/14	191,776
61.43410.22213.122.501.0000.0000.00	ERIKA WRIGHT	150.00	9/25/14	191,923
11.00000.11111.321.001.0000.0000.00	ERIN GRIPPER	3,800.00	9/16/14	191,753
11.00000.12791.662.003.0000.0000.00	EXXONMOBIL CARD SERVICES	492.33	9/16/14	191,754
11.00000.11111.531.001.0000.0000.00	FAIRMONT PRINTING CO	112.00	9/15/14	191,725
11.00000.11111.531.001.0000.0000.00	FAIRMONT PRINTING CO	998.00	9/15/14	191,725
11.00000.11111.551.001.0000.0000.00	FAIRMONT PRINTING CO	865.00	9/15/14	191,725
11.00000.11111.551.001.0000.0000.00	FAIRMONT PRINTING CO	902.00	9/15/14	191,725
11.00000.11111.551.001.0000.0000.00	FAIRMONT PRINTING CO	2,408.00	9/15/14	191,725
11.00000.11111.611.001.0000.0000.00	FAIRMONT PRINTING CO	687.00	9/15/14	191,725
11.00000.11111.611.001.0000.0000.00	FAIRMONT PRINTING CO	959.00	9/15/14	191,725
11.00000.12130.611.001.0000.0000.00	FAIRMONT PRINTING CO	188.00	9/15/14	191,725
61.08540.11111.611.502.0000.0000.00	FAIRMONT SENIOR HIGH SCHOOL	9,600.00	9/24/14	191,877
61.08540.11111.611.207.0000.0000.00	FAIRVIEW ELEMENTARY SCHOOL	2,400.00	9/24/14	191,878
61.08540.11111.611.302.0000.0000.00	FAIRVIEW MIDDLE SCHOOL	3,800.00	9/24/14	191,879
61.43420.21282.641.001.0000.0000.00	FOUR DOLPHINS PRESS, LLC	600.00	9/25/14	191,924
61.43410.21210.641.001.0000.0000.00	FREE SPIRIT PUBLISHING INC	373.89	9/15/14	191,726
61.43410.21210.651.001.0000.0000.00	FREEDOM SCIENTIFIC	410.27	9/15/14	191,727
61.41410.12110.611.001.0000.0000.00	FREEDOM SCIENTIFIC	1,107.29	9/25/14	191,925
61.43410.21210.582.001.0000.0000.00	GABRIEL BROTHERS, INC.	203.78	9/25/14	191,926
61.43410.21210.582.001.0000.0000.00	GIA DEASY	20.16	9/17/14	191,777
61.43410.21210.582.001.0000.0000.00	GIA DEASY	24.64	9/17/14	191,777
61.43410.21210.582.001.0000.0000.00	GIA DEASY	268.00	9/17/14	191,777
11.00000.12721.528.003.0000.0000.00	GLOBAL RECOVERY SERVICES	223.44	9/11/14	191,703
11.00000.12721.528.003.0000.0000.00	GLOBAL RECOVERY SERVICES	2,241.66	9/11/14	191,703
11.00000.12220.651.101.0000.0000.00	GOLDENSEAL	20.00	9/15/14	191,728
11.00000.12220.651.102.0000.0000.00	GOLDENSEAL	20.00	9/15/14	191,728
11.00000.12220.651.303.0000.0000.00	GOLDENSEAL	20.00	9/15/14	191,728
11.00000.12220.651.503.0000.0000.00	GOLDENSEAL	20.00	9/15/14	191,728
61.02410.21210.651.001.0000.0000.00	GORDON N. STOWE & ASSOCIATES	186.00	9/15/14	191,729
61.43410.21210.431.001.0000.0000.00	GORDON N. STOWE & ASSOCIATES	177.95	9/15/14	191,729
11.00000.12611.411.102.0000.0000.00	GREATER PAW PAW SANITARY	20.88	9/10/14	191,690
11.00000.12611.411.102.1135.0000.00	GREATER PAW PAW SANITARY	20.88	9/10/14	191,690
11.00000.12611.411.102.1136.0000.00	GREATER PAW PAW SANITARY	20.88	9/10/14	191,690
11.00000.12611.411.207.0000.0000.00	GREATER PAW PAW SANITARY	20.88	9/10/14	191,690
11.00000.12611.411.302.0000.0000.00	GREATER PAW PAW SANITARY	20.88	9/10/14	191,690
61.88510.13121.636.001.0000.0000.00	HEARTLAND SCHOOL SOLUTIONS	2,614.00	9/18/14	191,834
11.00000.00479.004.000.0000.0000.00	HELEN M. MORRIS, TRUSTEE	700.00	9/17/14	191,823
61.88510.13121.431.303.0000.0000.00	HOBERT SALES & SERVICE	21.25	9/12/14	191,714
61.88510.13121.431.716.0000.0000.00	HOBERT SALES & SERVICE	138.75	9/12/14	191,714
61.88510.13121.431.215.0000.0000.00	HOBERT SALES & SERVICE	338.97	9/18/14	191,832
61.88510.13121.636.001.0000.0000.00	HOBERT SALES & SERVICE	65.00	9/18/14	191,832
61.88510.13121.636.001.0000.0000.00	HOBERT SALES & SERVICE	125.00	9/18/14	191,832
61.88510.13121.636.001.0000.0000.00	HOBERT SALES & SERVICE	133.00	9/18/14	191,832
61.88510.13121.636.001.0000.0000.00	HOBERT SALES & SERVICE	190.00	9/18/14	191,832
61.88510.13121.431.216.0000.0000.00	HOBERT SALES & SERVICE	599.30	9/22/14	191,841
61.88510.13121.431.302.0000.0000.00	HOBERT SALES & SERVICE	219.18	9/25/14	191,904

DEFAULT ACCOUNT NUMBER	VENDOR NAME	AMOUNT OF CHECK	CHECK DATE	CHECK NUMBER
61.88510.13121.431.304.0000.0000.00	HOBART SALES & SERVICE	247.73	9/25/14	191,904
61.88510.13121.431.503.0000.0000.00	HOBART SALES & SERVICE	127.50	9/25/14	191,904
61.88510.13121.431.503.0000.0000.00	HOBART SALES & SERVICE	127.50	9/25/14	191,904
11.00000.00476.004.000.0000.0000.00	HORACE MANN LIFE INS CO	2,126.09	9/17/14	191,803
61.00000.00476.004.000.0000.0000.00	HORACE MANN LIFE INS CO	223.91	9/17/14	191,803
11.00000.00479.004.000.0000.0000.00	ILLIAC	125.00	9/17/14	191,824
11.00000.00479.004.000.0000.0000.00	INTERNAL REVENUE SERVICE	265.50	9/17/14	191,827
61.05410.31391.611.701.0000.0000.00	J.T. MARTIN FIRE & SAFETY	145.00	9/15/14	191,731
11.00000.11111.582.001.0000.0000.00	JACQUELINE CONSTABLE	75.00	9/23/14	191,851
61.43410.21210.582.216.0000.0000.00	JANE DEVAUL	97.44	9/17/14	191,778
61.08540.11111.611.209.0000.0000.00	JAYENNE ELEMENTARY SCHOOL	4,600.00	9/24/14	191,880
61.43410.21210.581.102.0000.0000.00	JESSICA BATTIN	127.12	9/17/14	191,779
11.00000.11111.582.501.0000.0000.00	JESSICA ELY	89.60	9/17/14	191,780
61.05430.31391.582.701.0000.0000.00	JOHN PHEASANT	1,280.32	9/17/14	191,781
11.00000.11111.581.503.0000.0000.00	JONATHAN BRAGG	134.40	9/17/14	191,782
61.43410.21210.581.001.0000.0000.00	JOYCE CONRAD	94.36	9/17/14	191,783
61.43310.21210.581.001.0000.0000.00	KAREN EDGEILL	40.32	9/17/14	191,784
61.26310.31391.582.701.0000.0000.00	KAREN YOHO	45.92	9/17/14	191,785
11.00000.12621.431.002.0000.0000.00	KAREN YOHO	122.08	9/17/14	191,785
11.00000.12621.431.002.0000.0000.00	KEITH ROBBINS	5,000.00	9/25/14	191,932
61.72310.31391.611.701.0000.0000.00	KEITH ROBBINS	5,000.00	9/25/14	191,932
11.00000.12611.411.212.0000.0000.00	KEYSTONE	240.00	9/15/14	191,732
11.00000.12611.411.501.0000.0000.00	KINGMILL VALLEY PSD	58.22	9/24/14	191,898
11.00000.12611.411.501.0000.0000.00	KINGMILL VALLEY PSD	360.93	9/24/14	191,898
11.00000.12611.411.501.0000.0000.00	KINGMILL VALLEY PSD	558.70	9/24/14	191,898
11.00000.00475.004.000.0000.0000.00	KRISTI MANLEY	106.00	9/17/14	191,786
61.88510.13121.634.001.0000.0000.00	LEARNING LAND DAYCARE AND	389.45	9/18/14	191,833
61.88510.13121.634.001.0000.0000.00	LYNDA C. BENNETT, LLC	4,203.00	9/15/14	191,748
61.88510.13121.634.001.0000.0000.00	LYNDA C. BENNETT, LLC	2,964.00	9/22/14	191,842
61.88540.11111.611.303.0000.0000.00	MANNINGTON MIDDLE SCHOOL	5,800.00	9/24/14	191,881
61.88510.13121.634.001.0000.0000.00	MANNINGTON SHOP'N SAVE	1.79	9/25/14	191,906
61.88510.13121.634.001.0000.0000.00	MANNINGTON SHOP'N SAVE	3.51	9/25/14	191,906
61.88510.13121.634.001.0000.0000.00	MANNINGTON SHOP'N SAVE	8.14	9/25/14	191,906
61.88510.13121.634.001.0000.0000.00	MANNINGTON SHOP'N SAVE	11.58	9/25/14	191,906
61.88510.13121.634.001.0000.0000.00	MANNINGTON SHOP'N SAVE	11.96	9/25/14	191,906
61.88510.13121.634.001.0000.0000.00	MANNINGTON SHOP'N SAVE	25.02	9/25/14	191,906
11.00000.00479.004.000.0000.0000.00	MAPOTHER & MAPOTHER P.S.C.	46.83	9/17/14	191,815
61.43410.21210.582.501.0000.0000.00	MARCI SAILOR	424.08	9/17/14	191,787
61.08540.11111.611.716.0000.0000.00	MARCI SAILOR	150.00	9/25/14	191,929
11.00000.11111.212.01.0000.0000.00	MARION COUNTY ADULT &	800.00	9/24/14	191,882
11.00000.11111.212.01.0000.0000.00	MARION COUNTY DENTAL/VISION	10,648.57	9/15/14	191,733
11.00000.11111.212.01.0000.0000.00	MARION COUNTY DENTAL/VISION	7,273.97	9/23/14	191,852
11.00000.11111.213.001.0000.0000.00	MARION COUNTY DENTAL/VISION	5,996.45	9/23/14	191,852
61.88510.13121.636.001.0000.0000.00	MARION COUNTY HEALTH DEPT.	150.00	9/12/14	191,715
61.88510.13121.636.001.0000.0000.00	MARION COUNTY HEALTH DEPT.	395.00	9/12/14	191,715
11.00000.00479.004.000.0000.0000.00	MARION COUNTY SCHOOL EMPLOYEES	85,446.50	9/17/14	191,804
61.00000.00479.004.000.0000.0000.00	MARION COUNTY SCHOOL EMPLOYEES	9,213.95	9/17/14	191,804
11.00000.00479.004.000.0000.0000.00	MARION COUNTY SCHOOL SERVICE	5.10	9/17/14	191,812
61.08540.11111.611.701.0000.0000.00	MARION COUNTY TECHNICAL CENTER	3,600.00	9/24/14	191,883
11.00000.11111.581.001.0000.0000.00	MARY MLINARCIK	33.04	9/17/14	191,788
11.00000.83332.341.001.0000.0000.00	MATTHEW BARTRUG	84.00	9/17/14	191,789
11.00000.11111.641.501.0000.0000.00	MCGRAW-HILL SCHOOL EDUCATION	1,225.00	9/23/14	191,854
11.00000.11111.641.502.0000.0000.00	MCGRAW-HILL SCHOOL EDUCATION	1,225.00	9/23/14	191,854
11.00000.11111.641.503.0000.0000.00	MCGRAW-HILL SCHOOL EDUCATION	2,625.00	9/23/14	191,854

DEFAULT ACCOUNT NUMBER	VENDOR NAME	AMOUNT OF CHECK	CHECK DATE	CHECK NUMBER
11.00000.00476.004.000.0000.0000.00	METROPOLITAN LIFE	2,053.83	9/17/14	191,806
61.00000.00476.004.000.0000.0000.00	METROPOLITAN LIFE	350.00	9/17/14	191,806
61.88510.13121.636.001.0000.0000.00	MIDDLETOWN SHOP'N SAVE	2.57	9/25/14	191,907
61.88510.13121.636.001.0000.0000.00	MIDDLETOWN SHOP'N SAVE	4.19	9/25/14	191,907
61.88510.13121.636.001.0000.0000.00	MIDDLETOWN SHOP'N SAVE	12.77	9/25/14	191,907
61.88510.13121.636.001.0000.0000.00	MIDDLETOWN SHOP'N SAVE	15.92	9/25/14	191,907
61.88510.13121.636.001.0000.0000.00	MIDDLETOWN SHOP'N SAVE	17.09	9/25/14	191,907
61.88510.13121.636.001.0000.0000.00	MIDDLETOWN SHOP'N SAVE	21.70	9/25/14	191,907
11.00000.00476.004.000.0000.0000.00	MIDLAND NATIONAL ANNUITY	268.00	9/17/14	191,820
11.00000.12611.622.212.0000.0000.00	MON POWER	2,117.79	9/11/14	191,699
11.00000.12611.622.215.0000.0000.00	MON POWER	1,468.54	9/11/14	191,699
11.00000.12611.622.501.0000.0000.00	MON POWER	132.09	9/11/14	191,699
11.00000.12611.622.001.0000.0000.00	MON POWER	1,342.09	9/17/14	191,762
11.00000.12611.622.001.0000.0000.00	MON POWER	1,354.06	9/17/14	191,762
11.00000.12611.622.002.0000.0000.00	MON POWER	665.85	9/17/14	191,762
11.00000.12611.622.011.0000.0000.00	MON POWER	12.55	9/17/14	191,762
11.00000.12611.622.011.0000.0000.00	MON POWER	65.74	9/17/14	191,762
11.00000.12611.622.011.0000.0000.00	MON POWER	361.20	9/17/14	191,762
11.00000.12611.622.011.0000.0000.00	MON POWER	462.78	9/17/14	191,762
11.00000.12611.622.205.0000.0000.00	MON POWER	4,602.83	9/17/14	191,762
11.00000.12611.622.205.1116.0000.00	MON POWER	249.49	9/17/14	191,762
11.00000.12611.622.215.0000.0000.00	MON POWER	44.12	9/17/14	191,762
11.00000.12611.622.402.0000.0000.00	MON POWER	164.48	9/17/14	191,762
11.00000.12711.622.003.0000.0000.00	MON POWER	57.02	9/17/14	191,762
11.00000.12711.622.003.0000.0000.00	MON POWER	121.68	9/17/14	191,762
11.00000.12711.622.003.0000.0000.00	MON POWER	210.01	9/17/14	191,762
11.00000.12711.622.003.0000.0000.00	MON POWER	253.33	9/17/14	191,762
11.00000.12711.622.003.0000.0000.00	MON POWER	555.55	9/17/14	191,762
11.00000.12611.622.005.0000.0000.00	MON POWER	109.40	9/24/14	191,892
11.00000.12611.622.005.0000.0000.00	MON POWER	133.14	9/24/14	191,892
11.00000.12611.622.005.0000.0000.00	MON POWER	218.88	9/24/14	191,892
11.00000.12611.622.011.0000.0000.00	MON POWER	78.42	9/24/14	191,892
11.00000.12611.622.101.0000.0000.00	MON POWER	279.78	9/24/14	191,892
11.00000.12611.622.101.0000.0000.00	MON POWER	1,984.65	9/24/14	191,892
11.00000.12611.622.101.1138.0000.00	MON POWER	6.97	9/24/14	191,892
11.00000.12611.622.102.0000.0000.00	MON POWER	1,043.55	9/24/14	191,892
11.00000.12611.622.102.0000.0000.00	MON POWER	1,020.89	9/24/14	191,892
11.00000.12611.622.102.1135.0000.00	MON POWER	15.20	9/24/14	191,892
11.00000.12611.622.102.1136.0000.00	MON POWER	143.47	9/24/14	191,892
11.00000.12611.622.205.0000.0000.00	MON POWER	86.67	9/24/14	191,892
11.00000.12611.622.205.1116.0000.00	MON POWER	5.00	9/24/14	191,892
11.00000.12611.622.205.1116.0000.00	MON POWER	203.53	9/24/14	191,892
11.00000.12611.622.206.0000.0000.00	MON POWER	2,031.20	9/24/14	191,892
11.00000.12611.622.206.0000.0000.00	MON POWER	1,087.79	9/24/14	191,892
11.00000.12611.622.207.0000.0000.00	MON POWER	1,451.03	9/24/14	191,892
11.00000.12611.622.207.0000.0000.00	MON POWER	32.76	9/24/14	191,892
11.00000.12611.622.209.0000.0000.00	MON POWER	2,901.01	9/24/14	191,892
11.00000.12611.622.211.0000.0000.00	MON POWER	5.31	9/24/14	191,892
11.00000.12611.622.211.0000.0000.00	MON POWER	5.42	9/24/14	191,892
11.00000.12611.622.211.0000.0000.00	MON POWER	3,515.16	9/24/14	191,892
11.00000.12611.622.214.0000.0000.00	MON POWER	3,188.26	9/24/14	191,892
11.00000.12611.622.216.0000.0000.00	MON POWER	4,668.76	9/24/14	191,892
11.00000.12611.622.301.0000.0000.00	MON POWER	71.43	9/24/14	191,892
11.00000.12611.622.302.0000.0000.00	MON POWER	1,926.46	9/24/14	191,892

DEFAULT ACCOUNT NUMBER	VENDOR NAME	AMOUNT OF CHECK	CHECK DATE	CHECK NUMBER
11.00000.12611.622.303.0000.0000.00	MON POWER	4,088.81	9/24/14	191,892
11.00000.12611.622.304.0000.0000.00	MON POWER	2,222.81	9/24/14	191,892
11.00000.12611.622.304.1143.0000.00	MON POWER	418.65	9/24/14	191,892
11.00000.12611.622.306.0000.0000.00	MON POWER	11,285.54	9/24/14	191,892
11.00000.12611.622.401.0000.0000.00	MON POWER	58.76	9/24/14	191,892
11.00000.12611.622.402.0000.0000.00	MON POWER	1,092.45	9/24/14	191,892
11.00000.12611.622.501.0000.0000.00	MON POWER	89.09	9/24/14	191,892
11.00000.12611.622.501.0000.0000.00	MON POWER	197.40	9/24/14	191,892
11.00000.12611.622.502.0000.0000.00	MON POWER	5.54	9/24/14	191,892
11.00000.12611.622.502.0000.0000.00	MON POWER	5.54	9/24/14	191,892
11.00000.12611.622.502.1124.0000.00	MON POWER	110.81	9/24/14	191,892
11.00000.12611.622.502.1125.0000.00	MON POWER	1,320.00	9/24/14	191,892
11.00000.12611.622.502.1126.0000.00	MON POWER	1,917.01	9/24/14	191,892
11.00000.12611.622.502.1137.0000.00	MON POWER	1,090.69	9/24/14	191,892
11.00000.12611.622.503.0000.0000.00	MON POWER	214.64	9/24/14	191,892
11.00000.12611.622.503.1131.0000.00	MON POWER	72.49	9/24/14	191,892
11.00000.12611.622.504.0000.0000.00	MON POWER	85.59	9/24/14	191,892
11.00000.12611.622.504.0000.0000.00	MON POWER	1,029.43	9/24/14	191,892
11.00000.12611.622.701.0000.0000.00	MON POWER	30.07	9/24/14	191,892
11.00000.12611.622.716.0000.0000.00	MON POWER	1,019.89	9/24/14	191,892
11.00000.12711.622.003.0000.0000.00	MON POWER	5.20	9/24/14	191,892
11.00000.11111.582.302.0000.0000.00	MONIQUE CALL	40.32	9/17/14	191,790
61.08540.11111.611.211.0000.0000.00	MONONGAH ELEMENTARY SCHOOL	5,000.00	9/24/14	191,884
61.08540.11111.611.304.0000.0000.00	MONONGAH MIDDLE SCHOOL	3,800.00	9/24/14	191,885
11.00000.12621.431.001.0000.0000.00	MOSEBACH ELECTRIC SUPPLY CO.	49.64	9/25/14	191,931
11.00000.12621.431.001.0000.0000.00	MOSEBACH ELECTRIC SUPPLY CO.	375.00	9/25/14	191,931
11.00000.12621.431.002.0000.0000.00	MOSEBACH ELECTRIC SUPPLY CO.	112.09	9/25/14	191,931
11.00000.12621.431.002.0000.0000.00	MOSEBACH ELECTRIC SUPPLY CO.	241.99	9/25/14	191,931
11.00000.12621.431.002.0000.0000.00	MOSEBACH ELECTRIC SUPPLY CO.	824.40	9/25/14	191,931
11.00000.12621.431.102.0000.0000.00	MOSEBACH ELECTRIC SUPPLY CO.	77.62	9/25/14	191,931
11.00000.12621.431.205.0000.0000.00	MOSEBACH ELECTRIC SUPPLY CO.	33.66	9/25/14	191,931
11.00000.12621.431.205.0000.0000.00	MOSEBACH ELECTRIC SUPPLY CO.	301.80	9/25/14	191,931
11.00000.12621.431.205.0000.0000.00	MOSEBACH ELECTRIC SUPPLY CO.	49.50	9/25/14	191,931
11.00000.12621.431.206.0000.0000.00	MOSEBACH ELECTRIC SUPPLY CO.	129.00	9/25/14	191,931
11.00000.12621.431.206.0000.0000.00	MOSEBACH ELECTRIC SUPPLY CO.	151.80	9/25/14	191,931
11.00000.12621.431.212.0000.0000.00	MOSEBACH ELECTRIC SUPPLY CO.	57.26	9/25/14	191,931
11.00000.12621.431.215.0000.0000.00	MOSEBACH ELECTRIC SUPPLY CO.	122.03-	9/25/14	191,931
11.00000.12621.431.215.0000.0000.00	MOSEBACH ELECTRIC SUPPLY CO.	144.40	9/25/14	191,931
11.00000.12621.431.215.0000.0000.00	MOSEBACH ELECTRIC SUPPLY CO.	156.25	9/25/14	191,931
11.00000.12621.431.215.0000.0000.00	MOSEBACH ELECTRIC SUPPLY CO.	158.71	9/25/14	191,931
11.00000.12621.431.215.0000.0000.00	MOSEBACH ELECTRIC SUPPLY CO.	1,164.00	9/25/14	191,931
11.00000.12621.431.306.0000.0000.00	MOSEBACH ELECTRIC SUPPLY CO.	55.50	9/25/14	191,931
11.00000.12621.431.501.0000.0000.00	MOSEBACH ELECTRIC SUPPLY CO.	314.00	9/25/14	191,931
11.00000.12621.431.503.0000.0000.00	MOSEBACH ELECTRIC SUPPLY CO.	92.50	9/25/14	191,931
11.00000.12621.431.701.0000.0000.00	MOSEBACH ELECTRIC SUPPLY CO.	274.11	9/25/14	191,931
11.00000.12621.431.716.0000.0000.00	MOSEBACH ELECTRIC SUPPLY CO.	119.72	9/25/14	191,931
11.00000.12621.431.716.0000.0000.00	MOSEBACH ELECTRIC SUPPLY CO.	27.54	9/25/14	191,931
11.00000.12621.431.716.0000.0000.00	MOSEBACH ELECTRIC SUPPLY CO.	52.25	9/25/14	191,931
11.00000.12621.441.504.0000.0000.00	MOSEBACH ELECTRIC SUPPLY CO.	71.85	9/25/14	191,931
11.00000.12721.611.003.0000.0000.00	NAVITAS LEASE CORP.	55.29	9/25/14	191,931
61.88510.13121.634.001.0000.0000.00	NICKLES BAKERY INC	2,925.26	9/17/14	191,770
61.88510.13121.634.001.0000.0000.00	NICKLES BAKERY INC	38.24	9/12/14	191,716
61.88510.13121.634.001.0000.0000.00	NICKLES BAKERY INC	42.69	9/12/14	191,716
61.88510.13121.634.001.0000.0000.00	NICKLES BAKERY INC	87.10	9/12/14	191,716

DEFAULT ACCOUNT NUMBER	VENDOR NAME	AMOUNT OF CHECK	CHECK DATE	CHECK NUMBER
61.88510.13121.634.001.0000.0000.00	NICKLES BAKERY INC	90.45	9/22/14	191,843
61.88510.13121.634.001.0000.0000.00	NICKLES BAKERY INC	96.96	9/22/14	191,843
61.88510.13121.634.001.0000.0000.00	NICKLES BAKERY INC	105.78	9/22/14	191,843
61.88510.13121.634.001.0000.0000.00	NICKLES BAKERY INC	114.65	9/22/14	191,843
61.88510.13121.634.001.0000.0000.00	NICKLES BAKERY INC	126.27	9/22/14	191,843
61.88510.13121.634.001.0000.0000.00	NICKLES BAKERY INC	146.34	9/22/14	191,843
61.08540.11111.611.503.0000.0000.00	NORTH MARION HIGH SCHOOL	10,400.00	9/24/14	191,886
11.00000.00479.004.000.0000.0000.00	OHIO CHILD SUPPORT PAYMENT CTR	382.76	9/17/14	191,821
11.00000.11111.611.001.0000.0000.00	PACE ENTERPRISES, INC.	709.20	9/23/14	191,855
61.43410.21210.611.001.0000.0000.00	PACE ENTERPRISES, INC.	298.50	9/25/14	191,935
61.43410.21210.611.001.0000.0000.00	PACE ENTERPRISES, INC.	298.50	9/25/14	191,935
61.43410.21210.611.001.0000.0000.00	PACE ENTERPRISES, INC.	348.25	9/25/14	191,935
61.43410.21210.611.001.0000.0000.00	PACE ENTERPRISES, INC.	597.00	9/25/14	191,935
61.41410.12170.571.214.0000.0000.00	PAPA JOHN'S PIZZA, STORE #246	322.25	9/25/14	191,936
11.00000.00475.004.000.0000.0000.00	PEIA	198,809.20	9/25/14	191,937
11.00000.00475.004.000.0000.0000.00	PEIA - RETIREE HEALTH BENEFIT	41,368.00	9/25/14	191,938
61.02410.21210.651.001.0000.0000.00	PHONAK LLC	600.00	9/23/14	191,856
61.02410.21210.651.001.0000.0000.00	PHONAK LLC	1,901.25	9/23/14	191,856
61.43410.21210.611.001.0000.0000.00	PHONAK LLC	189.69	9/23/14	191,856
61.88510.13121.634.001.0000.0000.00	PIERPONT COMMUNITY & TECHNICAL	206.72	9/22/14	191,840
61.08540.11111.611.212.0000.0000.00	PLEASANT VALLEY ELEMENTARY	3,219.44	9/24/14	191,887
11.00000.11111.651.402.0000.0000.00	POMEROY IT SOLUTIONS	29.08	9/15/14	191,734
61.88510.13121.636.001.0000.0000.00	PRESORT PLUS PRINTING, INC.	62.12	9/12/14	191,717
61.88510.13121.636.001.0000.0000.00	PRESORT PLUS PRINTING, INC.	65.48	9/12/14	191,717
61.88510.13121.636.001.0000.0000.00	PRESORT PLUS PRINTING, INC.	66.04	9/12/14	191,717
61.88510.13121.636.001.0000.0000.00	PRESORT PLUS PRINTING, INC.	101.92	9/12/14	191,717
61.88510.13121.636.001.0000.0000.00	PRESORT PLUS PRINTING, INC.	217.10	9/12/14	191,717
11.00000.14511.451.503.0000.0000.00	PRO GRASS LLC	3,900.00	9/10/14	191,691
11.00000.14511.451.503.0000.0000.00	PRO GRASS LLC	3,900.00	9/10/14	191,691
11.00000.14511.451.001.0000.0000.00	PRO GRASS LLC	47,559.00	9/16/14	191,756
11.00000.14511.451.503.0000.0000.00	PRO GRASS LLC	65,309.60	9/16/14	191,757
11.00000.14511.451.503.0000.0000.00	PRO GRASS LLC	247,214.40	9/16/14	191,756
11.00000.12220.651.101.0000.0000.00	PROFESSIONAL MARKETING ASSOC.	580.93	9/23/14	191,857
11.00000.12220.651.102.0000.0000.00	PROFESSIONAL MARKETING ASSOC.	298.55	9/23/14	191,857
11.00000.12220.651.205.0000.0000.00	PROFESSIONAL MARKETING ASSOC.	367.59	9/23/14	191,857
11.00000.12220.651.206.0000.0000.00	PROFESSIONAL MARKETING ASSOC.	237.50	9/23/14	191,857
11.00000.12220.651.207.0000.0000.00	PROFESSIONAL MARKETING ASSOC.	70.20	9/23/14	191,857
11.00000.12220.651.209.0000.0000.00	PROFESSIONAL MARKETING ASSOC.	177.37	9/23/14	191,857
11.00000.12220.651.211.0000.0000.00	PROFESSIONAL MARKETING ASSOC.	210.87	9/23/14	191,857
11.00000.12220.651.214.0000.0000.00	PROFESSIONAL MARKETING ASSOC.	210.87	9/23/14	191,857
11.00000.12220.651.216.0000.0000.00	PROFESSIONAL MARKETING ASSOC.	110.15	9/23/14	191,857
11.00000.12220.651.216.0000.0000.00	PROFESSIONAL MARKETING ASSOC.	183.42	9/23/14	191,857
11.00000.12220.651.302.0000.0000.00	PROFESSIONAL MARKETING ASSOC.	71.95	9/23/14	191,857
11.00000.12220.651.303.0000.0000.00	PROFESSIONAL MARKETING ASSOC.	337.86	9/23/14	191,857
11.00000.12220.651.304.0000.0000.00	PROFESSIONAL MARKETING ASSOC.	162.90	9/23/14	191,857
11.00000.12220.651.304.0000.0000.00	PROFESSIONAL MARKETING ASSOC.	243.42	9/23/14	191,857
11.00000.12220.651.306.0000.0000.00	PROFESSIONAL MARKETING ASSOC.	356.23	9/23/14	191,857
11.00000.12220.651.501.0000.0000.00	PROFESSIONAL MARKETING ASSOC.	584.93	9/23/14	191,857
11.00000.12220.651.502.0000.0000.00	PROFESSIONAL MARKETING ASSOC.	245.74	9/23/14	191,857
11.00000.12220.651.503.0000.0000.00	PROFESSIONAL MARKETING ASSOC.	203.44	9/23/14	191,857
11.00000.00476.004.000.0000.0000.00	PUBLIC EMPLOYEE INSURANCE AGCY	2,205.04	9/17/14	191,808
61.00000.00476.004.000.0000.0000.00	PUBLIC EMPLOYEE INSURANCE AGCY	56.63	9/17/14	191,808
61.40510.12170.611.001.0000.0000.00	QUALITY LOGO PRODUCTS	489.59	9/25/14	191,934

DEFAULT ACCOUNT NUMBER	VENDOR NAME	AMOUNT OF CHECK	CHECK DATE	CHECK NUMBER
11.00000.11111.611.206.0000.0000.00	QUILL CORPORATION	50.38	9/10/14	191,692
11.00000.11111.611.206.0000.0000.00	QUILL CORPORATION	127.99	9/10/14	191,692
11.00000.11111.611.206.0000.0000.00	QUILL CORPORATION	140.20	9/10/14	191,692
11.00000.11111.611.206.0000.0000.00	QUILL CORPORATION	280.51	9/10/14	191,692
11.00000.11111.611.302.0000.0000.00	QUILL CORPORATION	140.20	9/10/14	191,692
11.00000.11111.611.304.0000.0000.00	QUILL CORPORATION	542.33	9/15/14	191,750
11.00000.11111.611.502.0000.0000.00	QUILL CORPORATION	54.52	9/15/14	191,750
11.00000.11111.611.502.0000.0000.00	QUILL CORPORATION	5,973.75	9/15/14	191,750
11.00000.11111.611.701.0000.0000.00	QUILL CORPORATION	1,519.33	9/17/14	191,765
11.00000.11111.611.701.0000.0000.00	QUILL CORPORATION	1,125.79	9/24/14	191,899
11.00000.11111.611.205.0000.0000.00	QUILL CORPORATION	550.00	9/11/14	191,706
11.00000.12611.421.216.0000.0000.00	RACHEL GARBAGE DISPOSAL	700.00	9/11/14	191,706
11.00000.12611.421.503.0000.0000.00	RACHEL GARBAGE DISPOSAL	300.00	9/11/14	191,706
11.00000.12611.421.701.0000.0000.00	RACHEL GARBAGE DISPOSAL	156.80	9/17/14	191,791
11.00000.12411.582.701.0000.0000.00	RAYMOND FRAZIER	78.00	9/17/14	191,807
11.00000.00476.004.000.0000.0000.00	RELIASTAR LIFE INSURANCE CO.	462.52	9/17/14	191,763
11.00000.12611.421.002.0000.0000.00	REPUBLIC SERVICES #972	217.39	9/24/14	191,893
11.00000.12611.421.002.0000.0000.00	REPUBLIC SERVICES #972	49.95	9/15/14	191,735
11.00000.12621.431.002.0000.0000.00	RIDGE RUNNER INDUSTRIES, INC.	99.90	9/15/14	191,735
11.00000.12621.431.002.0000.0000.00	RIDGE RUNNER INDUSTRIES, INC.	1,195.00	9/15/14	191,735
11.00000.12621.431.002.0000.0000.00	RIDGE RUNNER INDUSTRIES, INC.	5,400.00	9/24/14	191,888
61.08540.11111.611.102.0000.0000.00	RIVESVILLE ELEMENTARY/	434.61	9/18/14	191,831
61.88510.13121.634.001.0000.0000.00	RIVESVILLE HEART JUNCTION	165.04	9/10/14	191,693
11.00000.12611.411.102.0000.0000.00	RIVESVILLE WATER DEPARTMENT	55.70	9/10/14	191,693
11.00000.12611.411.102.1135.0000.00	RIVESVILLE WATER DEPARTMENT	165.04	9/10/14	191,693
11.00000.12611.411.102.1136.0000.00	RIVESVILLE WATER DEPARTMENT	500.00	9/10/14	191,693
11.00000.12611.421.102.1135.0000.00	RIVESVILLE WATER DEPARTMENT	5.00	9/10/14	191,693
11.00000.12611.812.102.1135.0000.00	RIVESVILLE WATER DEPARTMENT	5.00	9/10/14	191,693
11.00000.12611.812.102.1136.0000.00	RIVESVILLE WATER DEPARTMENT	5.00	9/10/14	191,693
11.00000.12791.669.003.0000.0000.00	RIVESVILLE WATER DEPARTMENT	123.31	9/25/14	191,939
11.00000.21211.321.001.0000.0000.00	RONALD SCHMUCK	299.12	9/25/14	191,940
11.00000.12211.582.001.0000.0000.00	ROSA GALLOCCI	531.50	9/17/14	191,792
61.43410.21210.611.061.0000.0000.00	SALLY MORGAN	127.04	9/23/14	191,858
61.43410.21210.652.306.0000.0000.00	SAM'S CLUB DIRECT	598.00	9/23/14	191,858
61.43410.21210.653.306.0000.0000.00	SAM'S CLUB DIRECT	598.00	9/23/14	191,858
61.43410.21210.653.306.0000.0000.00	SAM'S CLUB DIRECT	598.00	9/23/14	191,858
11.00000.12621.612.002.0000.0000.00	SAM'S CLUB DIRECT	438.31	9/25/14	191,941
11.00000.12621.612.002.0000.0000.00	SAM'S CLUB DIRECT	665.37	9/25/14	191,941
11.00000.11111.611.502.0000.0000.00	SAM'S CLUB DIRECT	273.63	9/23/14	191,859
11.00000.11111.611.001.0000.0000.00	SCHOLASTIC MAGAZINES	2,287.37	9/23/14	191,860
61.40410.12213.341.001.0000.0000.00	SCHOLASTIC, INC.	190.75	9/23/14	191,860
61.41410.12170.611.214.0000.0000.00	SCHOLASTIC, INC.	231.65	9/23/14	191,860
11.00000.12130.611.001.0000.0000.00	SCHOLASTIC, INC.	264.75	9/23/14	191,862
61.43410.22213.331.001.0000.0000.00	SCHOOLS IN	2,000.00	9/23/14	191,863
11.00000.12621.431.002.0000.0000.00	SEAN COOPER LLC	101.88	9/15/14	191,737
11.00000.00479.004.000.0000.0000.00	SEARS	2,722.50	9/17/14	191,814
61.00000.00479.004.000.0000.0000.00	SECURITY FIRST GROUP	223.50	9/17/14	191,814
11.00000.12621.431.002.0000.0000.00	SECURITY FIRST GROUP	327.63	9/15/14	191,738
11.00000.12621.431.303.0000.0000.00	SHARE CORPORATION	138.54	9/15/14	191,739
11.00000.12621.431.304.0000.0000.00	SHERWIN-WILLIAMS CO.	92.41	9/15/14	191,739
11.00000.12621.431.501.0000.0000.00	SHERWIN-WILLIAMS CO.	115.02	9/15/14	191,739
11.00000.12621.431.502.0000.0000.00	SHERWIN-WILLIAMS CO.	33.41	9/15/14	191,739
11.00000.12621.431.502.1128.0000.00	SHERWIN-WILLIAMS CO.	26.58	9/15/14	191,739

NEW

DEFAULT
ACCOUNT
NUMBER

VENDOR
NAME

AMOUNT
OF
CHECK

CHECK
DATE

CHECK
NUMBER

4047

11.00000.12621.431.503.0000.0000.00	SHERWIN-WILLIAMS CO.	86.34	9/15/14	191,739
11.00000.12621.431.503.0000.0000.00	SHERWIN-WILLIAMS CO.	95.67	9/15/14	191,739
11.00000.12621.431.503.0000.0000.00	SHERWIN-WILLIAMS CO.	137.40	9/15/14	191,739
11.00000.12621.431.701.0000.0000.00	SHERWIN-WILLIAMS CO.	87.74	9/15/14	191,739
11.00000.12621.431.716.0000.0000.00	SHERWIN-WILLIAMS CO.	34.92	9/15/14	191,739
11.00000.12621.431.716.0000.0000.00	SHERWIN-WILLIAMS CO.	97.40	9/15/14	191,739
11.00000.12621.431.209.0000.0000.00	SHIFFLER EQUIPMENT SALES, INC.	59.38	9/15/14	191,740
11.00000.12621.431.209.0000.0000.00	SHIFFLER EQUIPMENT SALES, INC.	67.26	9/15/14	191,740
61.88510.13121.634.001.0000.0000.00	SOUTH FAIRMONT SHOP 'N SAVE	2.65	9/25/14	191,905
61.88510.13121.634.001.0000.0000.00	SOUTH FAIRMONT SHOP 'N SAVE	4.90	9/25/14	191,905
61.88510.13121.634.001.0000.0000.00	SOUTH FAIRMONT SHOP 'N SAVE	7.27	9/25/14	191,905
61.88510.13121.634.001.0000.0000.00	SOUTH FAIRMONT SHOP 'N SAVE	13.18	9/25/14	191,905
61.88510.13121.634.001.0000.0000.00	SOUTH FAIRMONT SHOP 'N SAVE	15.96	9/25/14	191,905
61.88510.13121.634.001.0000.0000.00	SOUTH FAIRMONT SHOP 'N SAVE	27.12	9/25/14	191,905
61.88510.13121.634.001.0000.0000.00	SOUTH FAIRMONT SHOP 'N SAVE	31.84	9/25/14	191,905
61.88510.13121.634.001.0000.0000.00	SOUTH FAIRMONT SHOP 'N SAVE	31.92	9/25/14	191,905
11.00000.00421.004.000.0000.0000.00	SPECTRUM ENTERPRISES, INC.	109.69	9/17/14	191,822
11.00000.12321.611.001.0000.0000.00	SPEEDWAY MARKET	4.60	9/17/14	191,768
11.00000.12321.611.001.0000.0000.00	SPEEDWAY MARKET	4.60	9/17/14	191,768
11.00000.12321.611.001.0000.0000.00	SPEEDWAY MARKET	19.45	9/17/14	191,768
11.00000.12321.611.001.0000.0000.00	SPEEDWAY MARKET	13.80	9/17/14	191,768
11.00000.12510.611.001.0000.0000.00	SPEEDWAY MARKET	13.80	9/17/14	191,768
11.00000.12510.611.001.0000.0000.00	SPEEDWAY MARKET	13.80	9/17/14	191,768
11.00000.12510.611.001.0000.0000.00	SPEEDWAY MARKET	13.80	9/17/14	191,768
11.00000.12510.611.001.0000.0000.00	SPEEDWAY MARKET	13.80	9/17/14	191,768
61.41410.12170.571.214.0000.0000.00	SPEEDWAY MARKET	96.60	9/17/14	191,768
61.88510.13121.634.001.0000.0000.00	SPEEDWAY MARKET	22.40	9/25/14	191,908
61.88510.13121.634.001.0000.0000.00	SPEEDWAY MARKET	24.90	9/25/14	191,908
61.88510.13121.634.001.0000.0000.00	SPEEDWAY MARKET	25.29	9/25/14	191,908
61.88510.13121.634.001.0000.0000.00	SPEEDWAY MARKET	28.29	9/25/14	191,908
61.88510.13121.634.001.0000.0000.00	SPEEDWAY MARKET	28.90	9/25/14	191,908
61.88510.13121.634.001.0000.0000.00	SPEEDWAY MARKET	57.89	9/25/14	191,908
61.88510.13121.634.001.0000.0000.00	SPEEDWAY MARKET	66.95	9/25/14	191,908
61.88510.13121.634.001.0000.0000.00	SPEEDWAY MARKET	71.20	9/25/14	191,908
61.88510.13121.634.001.0000.0000.00	SPEEDWAY MARKET	83.95	9/25/14	191,908
61.88510.13121.634.001.0000.0000.00	SPEEDWAY MARKET	106.57	9/25/14	191,908
61.88510.13121.634.001.0000.0000.00	SPEEDWAY MARKET	146.98	9/25/14	191,908
61.88510.13121.634.001.0000.0000.00	SPEEDWAY MARKET	160.85	9/25/14	191,908
11.00000.12611.532.001.0000.0000.00	SPRINT	20.21	9/17/14	191,766
11.00000.11111.611.206.0000.0000.00	STAPLES ADVANTAGE	224.28	9/15/14	191,751
11.00000.11111.611.207.0000.0000.00	STAPLES ADVANTAGE	159.39	9/15/14	191,751
11.00000.11111.611.209.0000.0000.00	STAPLES ADVANTAGE	205.07	9/15/14	191,751
11.00000.11111.611.214.0000.0000.00	STAPLES ADVANTAGE	2.49	9/15/14	191,751
11.00000.11111.611.302.0000.0000.00	STAPLES ADVANTAGE	6.99	9/15/14	191,751
11.00000.11111.611.306.0000.0000.00	STAPLES ADVANTAGE	249.73	9/15/14	191,751
11.00000.11111.611.402.0000.0000.00	STAPLES ADVANTAGE	19.74	9/15/14	191,751
11.00000.11111.611.402.0000.0000.00	STAPLES ADVANTAGE	83.53	9/15/14	191,751
11.00000.11111.611.403.0000.0000.00	STAPLES ADVANTAGE	151.14	9/15/14	191,751
11.00000.11111.611.503.0000.0000.00	STAPLES ADVANTAGE	217.38	9/15/14	191,751
11.00000.11111.611.503.0000.0000.00	STAPLES ADVANTAGE	299.25	9/15/14	191,751
11.00000.11111.611.214.0000.0000.00	STAPLES ADVANTAGE	28.68	9/17/14	191,767
11.00000.11111.611.214.0000.0000.00	STAPLES ADVANTAGE	29.95	9/17/14	191,767
11.00000.11111.611.214.0000.0000.00	STAPLES ADVANTAGE	35.32	9/17/14	191,767

DEFAULT
ACCOUNT
NUMBER

VENDOR
NAME

AMOUNT
OF
CHECK

CHECK
DATE

CHECK
NUMBER

11.00000	11111	611	214	0000	0000	00	STAPLES ADVANTAGE	74.00	9/17/14	191,767
11.00000	11111	611	214	0000	0000	00	STAPLES ADVANTAGE	146.72	9/17/14	191,767
11.00000	11111	611	001	0000	0000	00	STAPLES ADVANTAGE	33.45	9/23/14	191,864
11.00000	11111	611	001	0000	0000	00	STAPLES ADVANTAGE	55.53	9/23/14	191,864
11.00000	11111	611	001	0000	0000	00	STAPLES ADVANTAGE	114.14	9/23/14	191,864
11.00000	11111	611	001	0000	0000	00	STAPLES ADVANTAGE	190.44	9/23/14	191,864
11.00000	11111	611	001	0000	0000	00	STAPLES ADVANTAGE	196.18	9/23/14	191,864
11.00000	11111	611	001	0000	0000	00	STAPLES ADVANTAGE	511.90	9/23/14	191,864
11.00000	11111	611	001	0000	0000	00	STAPLES ADVANTAGE	657.07	9/23/14	191,864
11.00000	11111	611	001	0000	0000	00	STAPLES ADVANTAGE	19.60	9/23/14	191,864
11.00000	11111	611	001	0000	0000	00	STAPLES ADVANTAGE	239.92	9/23/14	191,864
11.00000	12130	611	001	0000	0000	00	STAPLES ADVANTAGE	338.58	9/23/14	191,864
11.00000	12321	611	001	0000	0000	00	STAPLES ADVANTAGE	33.85	9/23/14	191,864
61.41410	11111	611	001	0000	0000	00	STAPLES ADVANTAGE	22.99	9/23/14	191,864
61.41410	11111	611	001	0000	0000	00	STAPLES ADVANTAGE	100.59	9/23/14	191,864
61.41410	11111	611	001	0000	0000	00	STAPLES ADVANTAGE	374.32	9/23/14	191,864
61.41410	12170	611	214	0000	0000	00	STAPLES ADVANTAGE	1,192.00	9/23/14	191,864
11.00000	12621	431	701	0000	0000	00	STATE ELECTRIC SUPPLY CO. INC.	283.84	9/15/14	191,743
11.00000	22150	581	102	0000	0000	00	STEPHANIE BIAFORE	18.04	9/17/14	191,793
11.00000	12621	431	001	0000	0000	00	STONHARD	31,578.00	9/16/14	191,758
61.88510	13121	634	001	0000	0000	00	SUNBEAM CHILD CARE CENTER LLC	575.99	9/22/14	191,844
11.00000	12621	431	209	0000	0000	00	SUNBELT RENTALS	779.35	9/25/14	191,942
61.43310	22150	611	211	0000	0000	00	SUPER DUPER PUBLICATIONS	142.80	9/23/14	191,865
61.43410	22150	611	215	0000	0000	00	SUPER DUPER PUBLICATIONS	437.75	9/23/14	191,865
61.43410	22150	611	216	0000	0000	00	SUPER DUPER PUBLICATIONS	54.95	9/23/14	191,865
61.43410	22150	611	216	0000	0000	00	SUPER DUPER PUBLICATIONS	267.90	9/23/14	191,865
11.00000	12310	341	001	0000	0000	00	SUTTLE & STALNAKER, PLLC	9,600.00	9/24/14	191,901
61.88510	13121	634	001	0000	0000	00	SYSCO PITTSBURGH LLC	30.00-	9/12/14	191,713
61.88510	13121	634	001	0000	0000	00	SYSCO PITTSBURGH LLC	30.00-	9/12/14	191,713
61.88510	13121	634	001	0000	0000	00	SYSCO PITTSBURGH LLC	30.00-	9/12/14	191,713
61.88510	13121	634	001	0000	0000	00	SYSCO PITTSBURGH LLC	71.72	9/12/14	191,713
61.88510	13121	634	001	0000	0000	00	SYSCO PITTSBURGH LLC	578.03	9/12/14	191,713
61.88510	13121	634	001	0000	0000	00	SYSCO PITTSBURGH LLC	601.02	9/12/14	191,713
61.88510	13121	634	001	0000	0000	00	SYSCO PITTSBURGH LLC	754.07	9/12/14	191,713
61.88510	13121	634	001	0000	0000	00	SYSCO PITTSBURGH LLC	774.08	9/12/14	191,713
61.88510	13121	634	001	0000	0000	00	SYSCO PITTSBURGH LLC	850.54	9/12/14	191,713
61.88510	13121	634	001	0000	0000	00	SYSCO PITTSBURGH LLC	875.85	9/12/14	191,713
61.88510	13121	634	001	0000	0000	00	SYSCO PITTSBURGH LLC	902.17	9/12/14	191,713
61.88510	13121	634	001	0000	0000	00	SYSCO PITTSBURGH LLC	976.41	9/12/14	191,713
61.88510	13121	634	001	0000	0000	00	SYSCO PITTSBURGH LLC	982.05	9/12/14	191,713
61.88510	13121	634	001	0000	0000	00	SYSCO PITTSBURGH LLC	1,132.42	9/12/14	191,713
61.88510	13121	634	001	0000	0000	00	SYSCO PITTSBURGH LLC	1,245.91	9/12/14	191,713
61.88510	13121	634	001	0000	0000	00	SYSCO PITTSBURGH LLC	1,366.79	9/12/14	191,713
61.88510	13121	634	001	0000	0000	00	SYSCO PITTSBURGH LLC	1,419.89	9/12/14	191,713
61.88510	13121	634	001	0000	0000	00	SYSCO PITTSBURGH LLC	1,844.34	9/12/14	191,713
61.88510	13121	634	001	0000	0000	00	SYSCO PITTSBURGH LLC	2,458.03	9/12/14	191,713
61.88510	13121	634	001	0000	0000	00	SYSCO PITTSBURGH LLC	2,554.63	9/12/14	191,713
61.88510	13121	634	001	0000	0000	00	SYSCO PITTSBURGH LLC	3,145.06	9/12/14	191,713
61.88510	13121	634	001	0000	0000	00	SYSCO PITTSBURGH LLC	3,552.25	9/12/14	191,713
61.88510	13121	634	001	0000	0000	00	SYSCO PITTSBURGH LLC	5,360.89	9/12/14	191,713
61.88510	13121	636	001	0000	0000	00	SYSCO PITTSBURGH LLC	4.64	9/12/14	191,713
61.88510	13121	636	001	0000	0000	00	SYSCO PITTSBURGH LLC	6.66	9/12/14	191,713
61.88510	13121	636	001	0000	0000	00	SYSCO PITTSBURGH LLC	9.19	9/12/14	191,713
61.88510	13121	636	001	0000	0000	00	SYSCO PITTSBURGH LLC	9.19	9/12/14	191,713

DEFAULT ACCOUNT NUMBER	VENDOR NAME	AMOUNT OF CHECK	CHECK DATE	CHECK NUMBER
61.88510.13121.634.001.0000.0000.00	SYSCO PITTSBURGH LLC	1,369.29	9/22/14	191,838
61.88510.13121.634.001.0000.0000.00	SYSCO PITTSBURGH LLC	1,370.05	9/22/14	191,838
61.88510.13121.634.001.0000.0000.00	SYSCO PITTSBURGH LLC	1,400.86	9/22/14	191,838
61.88510.13121.634.001.0000.0000.00	SYSCO PITTSBURGH LLC	1,464.70	9/22/14	191,838
61.88510.13121.634.001.0000.0000.00	SYSCO PITTSBURGH LLC	1,534.86	9/22/14	191,838
61.88510.13121.634.001.0000.0000.00	SYSCO PITTSBURGH LLC	1,605.74	9/22/14	191,838
61.88510.13121.634.001.0000.0000.00	SYSCO PITTSBURGH LLC	1,627.47	9/22/14	191,838
61.88510.13121.634.001.0000.0000.00	SYSCO PITTSBURGH LLC	1,668.58	9/22/14	191,838
61.88510.13121.634.001.0000.0000.00	SYSCO PITTSBURGH LLC	1,809.50	9/22/14	191,838
61.88510.13121.634.001.0000.0000.00	SYSCO PITTSBURGH LLC	1,864.87	9/22/14	191,838
61.88510.13121.634.001.0000.0000.00	SYSCO PITTSBURGH LLC	1,865.79	9/22/14	191,838
61.88510.13121.634.001.0000.0000.00	SYSCO PITTSBURGH LLC	1,896.07	9/22/14	191,838
61.88510.13121.634.001.0000.0000.00	SYSCO PITTSBURGH LLC	2,258.67	9/22/14	191,838
61.88510.13121.634.001.0000.0000.00	SYSCO PITTSBURGH LLC	2,687.72	9/22/14	191,838
61.88510.13121.634.001.0000.0000.00	SYSCO PITTSBURGH LLC	2,771.98	9/22/14	191,838
61.88510.13121.634.001.0000.0000.00	SYSCO PITTSBURGH LLC	2,841.48	9/22/14	191,838
61.88510.13121.634.001.0000.0000.00	SYSCO PITTSBURGH LLC	2,853.04	9/22/14	191,838
61.88510.13121.634.001.0000.0000.00	SYSCO PITTSBURGH LLC	2,902.37	9/22/14	191,838
61.88510.13121.634.001.0000.0000.00	SYSCO PITTSBURGH LLC	2,976.57	9/22/14	191,838
61.88510.13121.634.001.0000.0000.00	SYSCO PITTSBURGH LLC	3,050.37	9/22/14	191,838
61.88510.13121.634.001.0000.0000.00	SYSCO PITTSBURGH LLC	3,088.67	9/22/14	191,838
61.88510.13121.634.001.0000.0000.00	SYSCO PITTSBURGH LLC	3,111.96	9/22/14	191,838
61.88510.13121.634.001.0000.0000.00	SYSCO PITTSBURGH LLC	3,523.73	9/22/14	191,838
61.88510.13121.634.001.0000.0000.00	SYSCO PITTSBURGH LLC	3,771.46	9/22/14	191,838
61.88510.13121.634.001.0000.0000.00	SYSCO PITTSBURGH LLC	3,825.47	9/22/14	191,838
61.88510.13121.634.001.0000.0000.00	SYSCO PITTSBURGH LLC	3,908.04	9/22/14	191,838
11.00000.12621.612.002.0000.0000.00	TACONY CORPORATION	100.14	9/25/14	191,943
11.00000.12621.612.002.0000.0000.00	TACONY CORPORATION	221.01	9/25/14	191,943
11.00000.12621.612.002.0000.0000.00	TACONY CORPORATION	247.70	9/25/14	191,943
11.00000.12621.612.002.0000.0000.00	TACONY CORPORATION	584.65	9/25/14	191,943
61.05430.31391.581.701.0000.0000.00	TARA STANLEY	124.32	9/17/14	191,794
11.00000.12621.431.503.0000.0000.00	TATE COMMUNICATIONS LLC	4,946.47	9/10/14	191,694
11.00000.12621.431.503.0000.0000.00	TATE COMMUNICATIONS LLC	413.28	9/15/14	191,752
61.88410.13121.581.001.0000.0000.00	TERRI ATHA	50.96	9/17/14	191,795
61.88410.13121.582.001.0000.0000.00	TERRI ATHA	26.88	9/17/14	191,795
61.43410.21210.551.205.0000.0000.00	THE OP SHOP	180.00	9/23/14	191,853
61.43410.21210.611.214.0000.0000.00	THE OP SHOP	512.50	9/23/14	191,853
61.43410.21210.611.214.0000.0000.00	THE OP SHOP	517.50	9/23/14	191,853
11.00000.00476.004.000.0000.0000.00	THE PUTNAM INVESTMENTS	1,067.50	9/17/14	191,809
11.00000.12621.431.001.0000.0000.00	THRASHER ENGINEERING, INC.	10,000.00	9/16/14	191,759
61.41410.12170.571.206.0000.0000.00	TIFFANY ADAMS	106.00	9/23/14	191,869
61.43410.21210.556.001.0000.0000.00	TIGER DIRECT INC.	1,459.85	9/23/14	191,866
11.00000.12220.534.001.0000.0000.00	TIME WARNER CABLE	979.33	9/11/14	191,707
11.00000.12220.534.002.0000.0000.00	TIME WARNER CABLE	177.98	9/17/14	191,769
11.00000.12220.534.003.0000.0000.00	TIME WARNER CABLE	90.59	9/24/14	191,902
11.00000.12621.431.002.0000.0000.00	TNT INDUSTRIAL SUPPLY LLC	24.69	9/15/14	191,742
11.00000.12621.431.002.0000.0000.00	TNT INDUSTRIAL SUPPLY LLC	79.24	9/15/14	191,742
11.00000.12621.431.011.0000.0000.00	TNT INDUSTRIAL SUPPLY LLC	105.36	9/15/14	191,742
11.00000.12621.431.011.0000.0000.00	TNT INDUSTRIAL SUPPLY LLC	133.06	9/15/14	191,742
11.00000.12621.431.011.0000.0000.00	TNT INDUSTRIAL SUPPLY LLC	158.40	9/15/14	191,742
11.00000.12621.431.215.0000.0000.00	TNT INDUSTRIAL SUPPLY LLC	78.32	9/15/14	191,742
11.00000.12621.431.215.0000.0000.00	TNT INDUSTRIAL SUPPLY LLC	172.19	9/15/14	191,742
11.00000.12621.431.503.0000.0000.00	TNT INDUSTRIAL SUPPLY LLC	35.59	9/15/14	191,742
11.00000.12621.431.716.0000.0000.00	TNT INDUSTRIAL SUPPLY LLC	33.63	9/15/14	191,742

DEFAULT ACCOUNT NUMBER	VENDOR NAME	AMOUNT OF CHECK	CHECK DATE	CHECK NUMBER
61.43410.21210.582.102.0000.0000.00	TONYA COGAR	569.68	9/17/14	191,796
11.00000.12611.411.101.0000.0000.00	TOWN OF BARRACKVILLE	26.79	9/10/14	191,695
11.00000.12611.411.101.0000.0000.00	TOWN OF BARRACKVILLE	62.73	9/10/14	191,695
11.00000.12611.411.207.0000.0000.00	TOWN OF FAIRVIEW WATER DEPT	200.93	9/10/14	191,696
11.00000.12611.411.302.0000.0000.00	TOWN OF FAIRVIEW WATER DEPT	200.93	9/10/14	191,696
11.00000.12611.411.211.0000.0000.00	TOWN OF MONONGAH	7.28	9/10/14	191,697
11.00000.12611.411.211.0000.0000.00	TOWN OF MONONGAH	182.36	9/10/14	191,697
11.00000.12611.411.304.0000.0000.00	TOWN OF MONONGAH	179.26	9/10/14	191,697
11.00000.12611.411.304.1143.0000.00	TOWN OF MONONGAH	47.68	9/10/14	191,697
11.00000.12611.812.211.0000.0000.00	TOWN OF MONONGAH	75.34	9/10/14	191,697
11.00000.12611.812.304.0000.0000.00	TOWN OF MONONGAH	97.73	9/10/14	191,697
11.00000.12611.812.304.1143.0000.00	TOWN OF MONONGAH	18.00	9/10/14	191,697
11.00000.00183.001.000.0000.0000.00	TRAVELERS CL REMITTANCE CENTER	135,015.99	9/16/14	191,760
11.00000.12329.581.001.0000.0000.00	TRINA L BROWN	65.52	9/17/14	191,797
11.00000.12621.431.002.0000.0000.00	UNIFIRST CORP	92.90	9/25/14	191,944
11.00000.12621.431.002.0000.0000.00	UNIFIRST CORP	92.90	9/25/14	191,944
11.00000.12621.431.002.0000.0000.00	UNIFIRST CORP	92.90	9/25/14	191,944
11.00000.12621.431.002.0000.0000.00	UNIFIRST CORP	127.70	9/25/14	191,944
11.00000.12621.431.002.0000.0000.00	UNIFIRST CORP	127.70	9/25/14	191,944
11.00000.12621.431.002.0000.0000.00	UNIFIRST CORP	204.50	9/25/14	191,944
11.00000.12621.431.002.0000.0000.00	UNIFIRST CORP	204.50	9/25/14	191,944
11.00000.12621.612.002.0000.0000.00	UNIFIRST CORP	84.70	9/25/14	191,944
11.00000.12621.612.002.0000.0000.00	UNIFIRST CORP	84.70	9/25/14	191,944
11.00000.12621.612.002.0000.0000.00	UNIFIRST CORP	84.70	9/25/14	191,944
11.00000.12621.612.002.0000.0000.00	UNIFIRST CORP	92.90	9/25/14	191,944
11.00000.12621.612.002.0000.0000.00	UNIFIRST CORP	115.90	9/25/14	191,944
11.00000.12621.612.002.0000.0000.00	UNIFIRST CORP	115.90	9/25/14	191,944
11.00000.12621.612.002.0000.0000.00	UNIFIRST CORP	115.90	9/25/14	191,944
11.00000.12621.612.002.0000.0000.00	UNIFIRST CORP	127.70	9/25/14	191,944
11.00000.12621.612.002.0000.0000.00	UNIFIRST CORP	127.70	9/25/14	191,944
11.00000.12621.612.002.0000.0000.00	UNIFIRST CORP	185.50	9/25/14	191,944
11.00000.12621.612.002.0000.0000.00	UNIFIRST CORP	185.50	9/25/14	191,944
11.00000.12621.612.002.0000.0000.00	UNIFIRST CORP	204.50	9/25/14	191,944
11.00000.12621.612.002.0000.0000.00	UNIFIRST CORP	204.50	9/25/14	191,944
61.88510.13121.632.001.0000.0000.00	UNITED DAIRY INC	27.50	9/18/14	191,836
61.88510.13121.632.001.0000.0000.00	UNITED DAIRY INC	41.98	9/18/14	191,836
61.88510.13121.632.001.0000.0000.00	UNITED DAIRY INC	77.22	9/18/14	191,836
61.88510.13121.632.001.0000.0000.00	UNITED DAIRY INC	77.85	9/18/14	191,836
61.88510.13121.632.001.0000.0000.00	UNITED DAIRY INC	81.34	9/18/14	191,836
61.88510.13121.632.001.0000.0000.00	UNITED DAIRY INC	90.45	9/18/14	191,836
61.88510.13121.632.001.0000.0000.00	UNITED DAIRY INC	151.04	9/18/14	191,836
61.88510.13121.632.001.0000.0000.00	UNITED DAIRY INC	164.20	9/18/14	191,836
61.88510.13121.632.001.0000.0000.00	UNITED DAIRY INC	177.37	9/18/14	191,836
61.88510.13121.632.001.0000.0000.00	UNITED DAIRY INC	203.43	9/18/14	191,836
61.88510.13121.632.001.0000.0000.00	UNITED DAIRY INC	214.55	9/18/14	191,836
61.88510.13121.632.001.0000.0000.00	UNITED DAIRY INC	214.55	9/18/14	191,836
61.88510.13121.632.001.0000.0000.00	UNITED DAIRY INC	215.71	9/18/14	191,836
61.88510.13121.632.001.0000.0000.00	UNITED DAIRY INC	217.34	9/18/14	191,836
61.88510.13121.632.001.0000.0000.00	UNITED DAIRY INC	252.51	9/18/14	191,836
61.88510.13121.632.001.0000.0000.00	UNITED DAIRY INC	254.28	9/18/14	191,836
61.88510.13121.632.001.0000.0000.00	UNITED DAIRY INC	264.11	9/18/14	191,836
61.88510.13121.632.001.0000.0000.00	UNITED DAIRY INC	301.68	9/18/14	191,836
61.88510.13121.632.001.0000.0000.00	UNITED DAIRY INC	316.79	9/18/14	191,836
61.88510.13121.632.001.0000.0000.00	UNITED DAIRY INC	353.94	9/18/14	191,836

DEFAULT ACCOUNT NUMBER	VENDOR NAME	AMOUNT OF CHECK	CHECK DATE	CHECK NUMBER
61.88510.13121.632.001.0000.0000.00	UNITED DAIRY INC	367.91	9/18/14	191,836
61.88510.13121.632.001.0000.0000.00	UNITED DAIRY INC	368.12	9/18/14	191,836
61.88510.13121.632.001.0000.0000.00	UNITED DAIRY INC	378.74	9/18/14	191,836
61.88510.13121.632.001.0000.0000.00	UNITED DAIRY INC	383.08	9/18/14	191,836
61.88510.13121.632.001.0000.0000.00	UNITED DAIRY INC	402.72	9/18/14	191,836
61.88510.13121.632.001.0000.0000.00	UNITED DAIRY INC	412.06	9/18/14	191,836
61.88510.13121.632.001.0000.0000.00	UNITED DAIRY INC	420.20	9/18/14	191,836
61.88510.13121.632.001.0000.0000.00	UNITED DAIRY INC	432.20	9/18/14	191,836
61.88510.13121.632.001.0000.0000.00	UNITED DAIRY INC	443.03	9/18/14	191,836
61.88510.13121.632.001.0000.0000.00	UNITED DAIRY INC	443.82	9/18/14	191,836
61.88510.13121.632.001.0000.0000.00	UNITED DAIRY INC	445.98	9/18/14	191,836
61.88510.13121.632.001.0000.0000.00	UNITED DAIRY INC	454.25	9/18/14	191,836
61.88510.13121.632.001.0000.0000.00	UNITED DAIRY INC	456.19	9/18/14	191,836
61.88510.13121.632.001.0000.0000.00	UNITED DAIRY INC	458.87	9/18/14	191,836
61.88510.13121.632.001.0000.0000.00	UNITED DAIRY INC	458.87	9/18/14	191,836
61.88510.13121.632.001.0000.0000.00	UNITED DAIRY INC	468.97	9/18/14	191,836
61.88510.13121.632.001.0000.0000.00	UNITED DAIRY INC	471.15	9/18/14	191,836
61.88510.13121.632.001.0000.0000.00	UNITED DAIRY INC	482.75	9/18/14	191,836
61.88510.13121.632.001.0000.0000.00	UNITED DAIRY INC	495.42	9/18/14	191,836
61.88510.13121.632.001.0000.0000.00	UNITED DAIRY INC	674.07	9/18/14	191,836
61.88510.13121.632.001.0000.0000.00	UNITED DAIRY INC	686.26	9/18/14	191,836
61.88510.13121.632.001.0000.0000.00	UNITED DAIRY INC	711.25	9/18/14	191,836
61.88510.13121.632.001.0000.0000.00	UNITED DAIRY INC	722.86	9/18/14	191,836
61.88510.13121.632.001.0000.0000.00	UNITED DAIRY INC	815.13	9/18/14	191,836
61.88510.13121.632.001.0000.0000.00	UNITED DAIRY INC	878.01	9/18/14	191,836
61.88510.13121.634.001.0000.0000.00	UNITED DAIRY INC	1.75	9/18/14	191,836
61.88510.13121.634.001.0000.0000.00	UNITED DAIRY INC	1.75	9/18/14	191,836
61.88510.13121.634.001.0000.0000.00	UNITED DAIRY INC	3.50	9/18/14	191,836
61.88510.13121.634.001.0000.0000.00	UNITED DAIRY INC	8.55	9/18/14	191,836
61.88510.13121.634.001.0000.0000.00	UNITED DAIRY INC	10.00	9/18/14	191,836
61.88510.13121.634.001.0000.0000.00	UNITED DAIRY INC	11.75	9/18/14	191,836
61.88510.13121.634.001.0000.0000.00	UNITED DAIRY INC	11.75	9/18/14	191,836
61.88510.13121.634.001.0000.0000.00	UNITED DAIRY INC	13.30	9/18/14	191,836
61.88510.13121.634.001.0000.0000.00	UNITED DAIRY INC	14.57	9/18/14	191,836
61.88510.13121.634.001.0000.0000.00	UNITED DAIRY INC	16.60	9/18/14	191,836
61.88510.13121.634.001.0000.0000.00	UNITED DAIRY INC	23.80	9/18/14	191,836
61.88510.13121.634.001.0000.0000.00	UNITED DAIRY INC	24.38	9/18/14	191,836
61.88510.13121.634.001.0000.0000.00	UNITED DAIRY INC	24.38	9/18/14	191,836
61.88510.13121.634.001.0000.0000.00	UNITED DAIRY INC	73.13	9/18/14	191,836
61.88510.13121.634.001.0000.0000.00	UNITED DAIRY INC	74.25	9/18/14	191,836
61.88510.13121.634.001.0000.0000.00	UNITED DAIRY INC	85.88	9/18/14	191,836
61.88510.13121.634.001.0000.0000.00	UNITED DAIRY INC	159.85	9/18/14	191,836
11.00000.12621.431.212.0000.0000.00	UNITED REFRIGERATION, INC.	305.55	9/25/14	191,930
11.00000.12621.431.212.0000.0000.00	UNITED REFRIGERATION, INC.	737.93-	9/25/14	191,930
11.00000.12621.431.212.0000.0000.00	UNITED REFRIGERATION, INC.	737.93	9/25/14	191,930
11.00000.00479.004.000.0000.0000.00	US DEPARTMENT OF EDUCATION	142.94	9/17/14	191,826
61.00000.00479.004.000.0000.0000.00	US DEPT OF EDUCATION	147.13	9/17/14	191,813
11.00000.12621.431.212.0000.0000.00	V & W ELECTRIC AND SUPPLY	35.64	9/15/14	191,744
11.00000.12621.431.002.0000.0000.00	V & W ELECTRIC AND SUPPLY	44.14	9/15/14	191,744
11.00000.12621.431.011.0000.0000.00	V & W ELECTRIC AND SUPPLY	20.30	9/15/14	191,744
11.00000.12621.431.102.0000.0000.00	V & W ELECTRIC AND SUPPLY	27.95	9/15/14	191,744
11.00000.12621.431.206.0000.0000.00	V & W ELECTRIC AND SUPPLY	79.28	9/15/14	191,744
11.00000.12621.431.209.0000.0000.00	V & W ELECTRIC AND SUPPLY	1,883.64	9/15/14	191,744

DEFAULT ACCOUNT NUMBER

VENDOR NAME

AMOUNT OF CHECK

CHECK DATE

CHECK NUMBER

11.00000.12621.431.215.0000.0000.00
 11.00000.12621.431.215.0000.0000.00
 11.00000.12621.431.302.0000.0000.00
 11.00000.12621.431.302.0000.0000.00
 11.00000.12621.431.306.0000.0000.00
 11.00000.12621.431.502.0000.0000.00
 11.00000.12621.431.503.0000.0000.00
 11.00000.12621.431.503.0000.0000.00
 11.00000.12621.431.503.0000.0000.00
 11.00000.12621.431.503.0000.0000.00
 11.00000.12621.431.503.0000.0000.00
 11.00000.12621.431.503.0000.0000.00
 11.00000.12621.431.503.0000.0000.00
 11.00000.12621.431.503.0000.0000.00
 11.00000.12621.431.503.0000.0000.00
 11.00000.12621.431.503.0000.0000.00
 11.00000.12621.431.716.0000.0000.00
 61.41410.12213.441.001.0000.0000.00
 11.00000.11111.611.001.0000.0000.00
 11.00000.12411.582.101.0000.0000.00
 61.88510.13121.636.716.0000.0000.00
 61.43410.21210.611.001.0000.0000.00
 11.00000.12621.431.002.0000.0000.00
 61.08540.11111.611.214.0000.0000.00 NEW
 61.08540.11111.611.306.0000.0000.00 NEW
 11.00000.12621.431.002.0000.0000.00
 11.00000.12621.431.002.0000.0000.00
 61.08540.11111.611.215.0000.0000.00 NEW
 11.00000.12611.411.215.0000.0000.00
 11.00000.12621.431.503.0000.0000.00
 61.88510.13121.634.001.0000.0000.00
 11.00000.00479.004.000.0000.0000.00
 11.00000.00479.004.000.0000.0000.00
 11.00000.00473.004.000.9001.0000.00
 61.88510.13121.634.001.0000.0000.00
 61.88510.13121.636.001.0000.0000.00
 11.00000.12661.341.001.0000.0000.00
 11.00000.00479.004.000.0000.0000.00
 11.00000.12311.582.001.0000.0000.00
 11.00000.12311.611.001.0000.0000.00
 61.88510.13121.634.001.0000.0000.00
 61.01502.11111.611.001.0000.0000.00
 61.01502.11111.611.001.0000.0000.00
 61.01502.11111.611.001.0000.0000.00
 61.01502.11111.611.001.0000.0000.00
 61.01502.11111.611.001.0000.0000.00
 61.01502.11111.611.001.0000.0000.00

V & W ELECTRIC AND SUPPLY
 V & W ELECTRIC AND SUPPLY
 V & W ELECTRIC AND SUPPLY
 V & W ELECTRIC AND SUPPLY
 V & W ELECTRIC AND SUPPLY
 V & W ELECTRIC AND SUPPLY
 V & W ELECTRIC AND SUPPLY
 V & W ELECTRIC AND SUPPLY
 V & W ELECTRIC AND SUPPLY
 V & W ELECTRIC AND SUPPLY
 V & W ELECTRIC AND SUPPLY
 V & W ELECTRIC AND SUPPLY
 V & W ELECTRIC AND SUPPLY
 V & W ELECTRIC AND SUPPLY
 V & W ELECTRIC AND SUPPLY
 V & W ELECTRIC AND SUPPLY
 V & W ELECTRIC AND SUPPLY
 V & W ELECTRIC AND SUPPLY
 V & W ELECTRIC AND SUPPLY
 V & W ELECTRIC AND SUPPLY
 VALLEY WORLDS OF FUN
 VERTX NON-PROFIT HOLDINGS
 VICKI BOMBARD
 VIRCO, INC
 VOCATIONAL RESEARCH INSTITUTE
 W. R. DRAKE COMPANY, LLC
 WATSON ELEMENTARY SCHOOL
 WEST FAIRMONT MIDDLE SCHOOL
 WEST VIRGINIA PAGING
 WEST VIRGINIA PAGING
 WHITE HALL ELEMENTARY SCHOOL
 WHITEHALL PUBLIC SERVICE
 WHOLESALE CARPET OUTLET, INC.
 WONDERLAND LEARNING AND CHILD
 WV CONSOLIDATED PUBLIC
 WV CONSOLIDATED PUBLIC
 WV CONSOLIDATED PUBLIC
 WV DEFINED CONTRIBUTION SYSTEM
 WV DEFINED CONTRIBUTION SYSTEM
 WV DEPT OF AGRICULTURE
 WV DEPT OF EDUCATION
 WV POLICE RESERVE INC
 WV STATE TAX DEPARTMENT
 WVSBA
 WVSBA
 WYATT KINCELL
 WYATT KINCELL
 XEROX CORPORATION
 XEROX CORPORATION
 XEROX CORPORATION
 XEROX CORPORATION
 XEROX CORPORATION

9/15/14
 9/15/14
 9/15/14
 9/15/14
 9/15/14
 9/15/14
 9/15/14
 9/15/14
 9/15/14
 9/15/14
 9/15/14
 9/15/14
 9/15/14
 9/15/14
 9/15/14
 9/15/14
 9/15/14
 9/15/14
 9/15/14
 9/15/14
 9/15/14
 9/25/14
 9/23/14
 9/17/14
 9/25/14
 9/23/14
 9/15/14
 9/24/14
 9/24/14
 9/15/14
 9/15/14
 9/24/14
 9/10/14
 9/15/14
 9/18/14
 9/17/14
 9/17/14
 9/22/14
 9/22/14
 9/12/14
 9/16/14
 9/17/14
 9/25/14
 9/25/14
 9/12/14
 9/12/14
 9/25/14
 9/11/14
 9/11/14
 9/17/14
 9/24/14
 9/24/14
 9/24/14

191,744
 191,744
 191,744
 191,744
 191,744
 191,744
 191,744
 191,744
 191,744
 191,744
 191,744
 191,744
 191,744
 191,744
 191,744
 191,744
 191,744
 191,744
 191,744
 191,744
 191,945
 191,867
 191,798
 191,909
 191,868
 191,745
 191,889
 191,890
 191,741
 191,741
 191,891
 191,698
 191,746
 191,837
 191,817
 191,811
 191,811
 191,845
 191,845
 191,846
 191,718
 191,818
 191,946
 191,946
 191,719
 191,910
 191,708
 191,771
 191,903
 191,903
 191,903

FINAL TOTALS
 TOTAL 1,662,210.62